



Regional Economic Trends for Kalamazoo County



MAY 2022

KALAMAZOO COUNTY

The Trend: Kalamazoo County added 1,497 jobs from Q2 2021 to Q3 2021. Between January and February, the unemployment rate, labor force participation rate, and employment-to-population ratio all increased. This is likely a sign that unemployed individuals are reentering the labor force and looking for work. Job postings were lower in February than in January, with registered nurse as the most in-demand job.

COUNTY UPDATE



The labor force participation rate was 60.4% in February. This is a 0.3 percentage point increase from the previous month.



The employment-to-population ratio was 57.9% in February. This is a 0.2 percentage point increase from the previous month.



The unemployment rate was 4.1% in February. This is a 0.1 percentage point increase from the previous month.



The total labor force saw an increase of 577 people from January to February. The number of employed people increased by 438, and the number of unemployed people increased by 139.



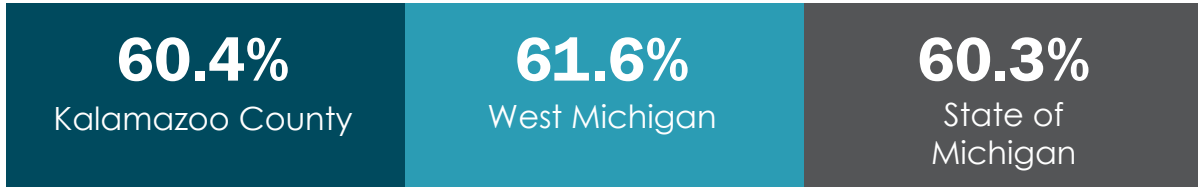
Total employment increased by 1.4% from Q2 2021 to Q3 2021.



There were 2,715 job postings in February, a decrease of 11.9% from January.

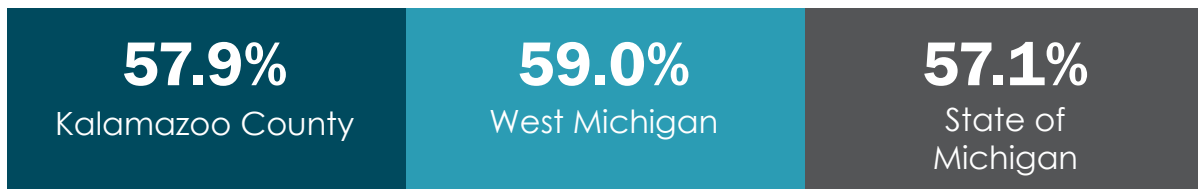
KEY ECONOMIC INDICATORS

Labor Force Participation Rate



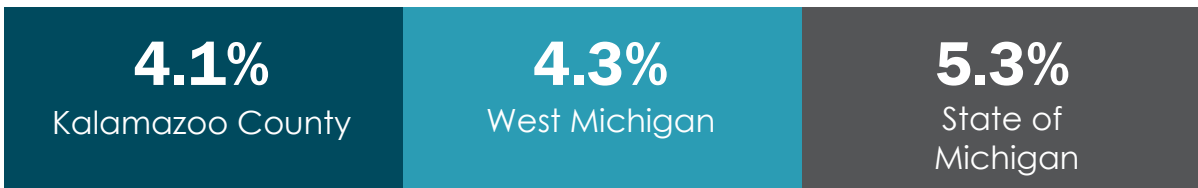
The labor force participation rate, which measures the economy's active workforce, was 60.4% in Kalamazoo County in February. This was lower than the rate for west Michigan by 1.2 percentage points and higher than that of the state of Michigan by 0.1 percentage points.

Employment-to-Population Ratio



The employment-to-population ratio, which measures the proportion of the population that is employed, was 57.9% for Kalamazoo County in February. This was 1.1 percentage points below the ratio for west Michigan and 0.8 percentage points above the ratio for the state of Michigan.

Unemployment Rate

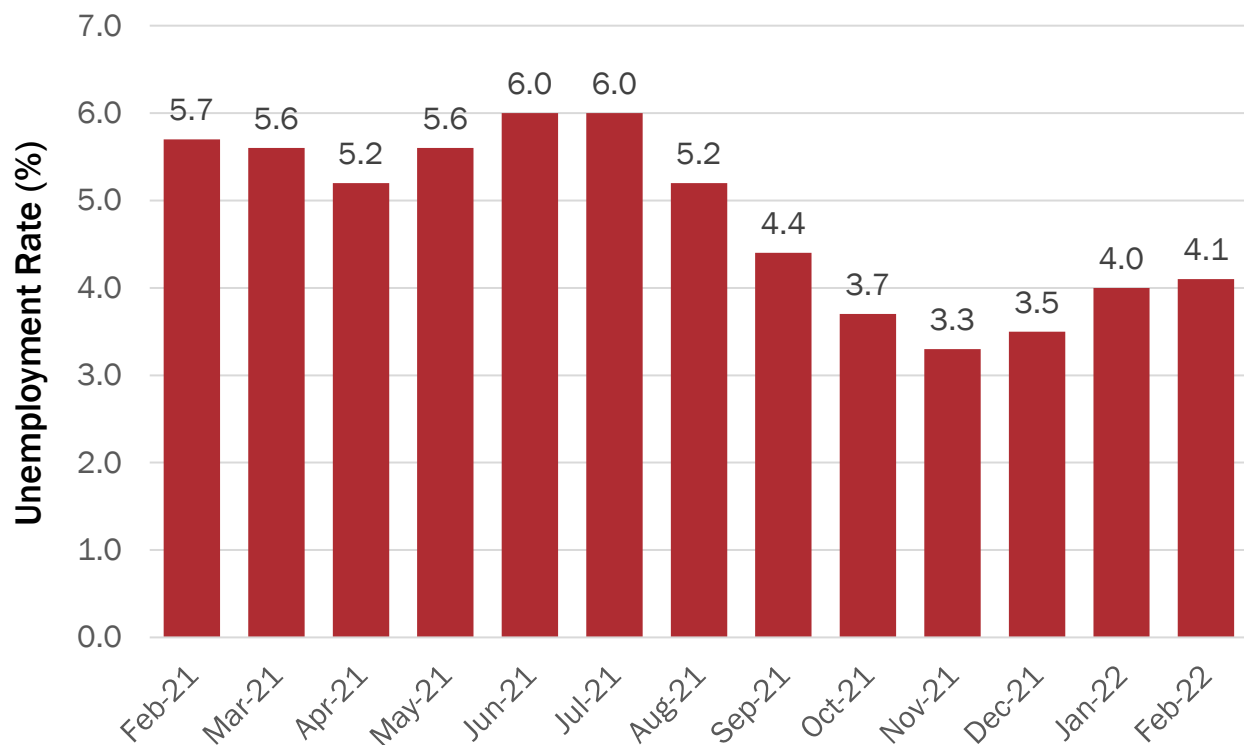


The unemployment rate, which measures the percentage of the workforce that is looking for work, was 4.1% in Kalamazoo County in February. This was 0.2 percentage points below the rate for west Michigan and 1.2 percentage points below that of the state of Michigan.

SOURCE: BLS Local Area Unemployment Statistics & Upjohn Institute, 2022

“West Michigan” includes Allegan, Barry, Berrien, Branch, Calhoun, Cass, Ionia, Kalamazoo, Kent, Montcalm, Muskegon, Ottawa, St. Joseph, and Van Buren Counties.

Unemployment Rate (not seasonally adjusted)



SOURCE: BLS Local Area Unemployment Statistics & Upjohn Institute, 2022

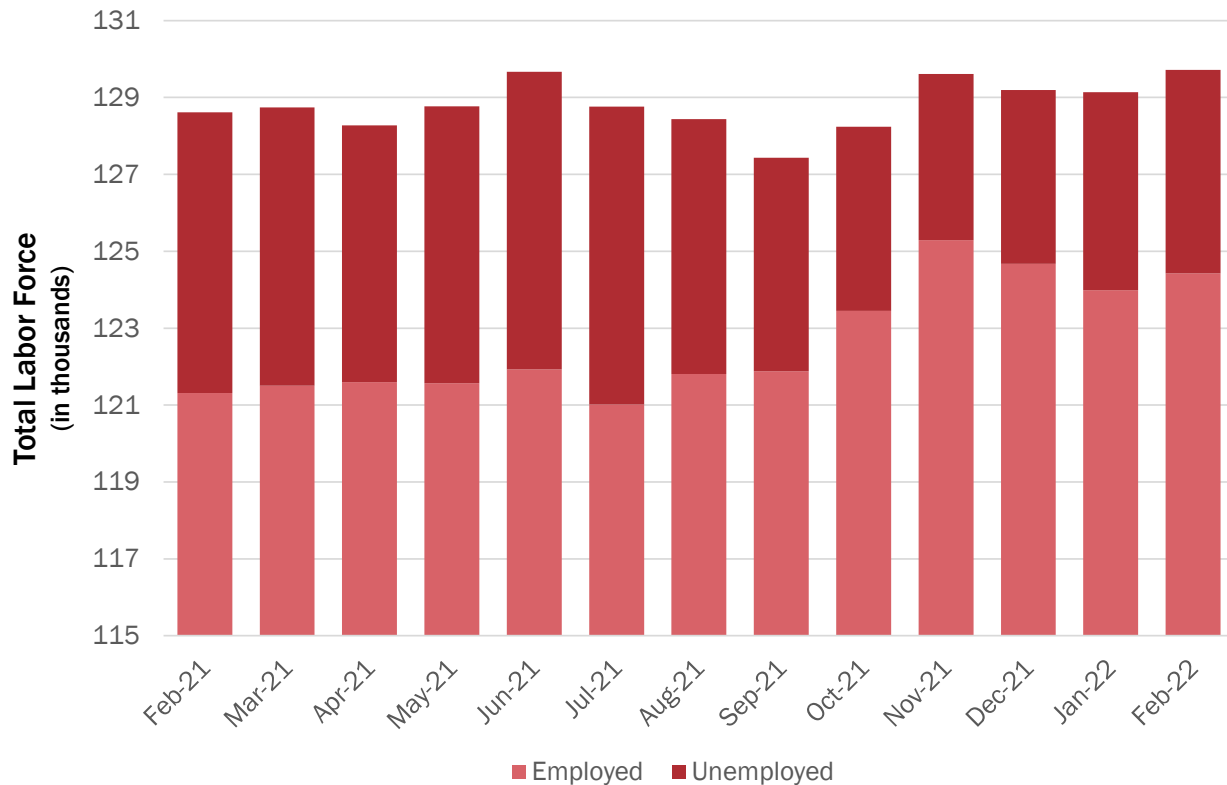
From January to February, the unemployment rate in Kalamazoo County increased by 0.1 percentage points, to 4.1 percent. The unemployment rate for February is 1.6 percentage points lower than it was at the same time a year earlier.

In February, there were **1.9 job seekers** for every **job posting** in Kalamazoo County.*

—Burning Glass Technologies, BLS Local Area Unemployment Statistics (LAUS) & Upjohn Institute, 2022

*Burning Glass data capture only jobs that are posted online and in more traditional employment relationships. Singular job postings for multiple positions may not be fully counted.

Total Labor Force (not seasonally adjusted)



SOURCE: BLS Local Area Unemployment Statistics & Upjohn Institute, 2022

The total labor force in Kalamazoo County in February stood at 129,715, an increase of 577 people from the January labor force of 129,138. The labor force in Kalamazoo County has grown by 0.9% since February 2021, when it stood at 128,614. This indicates an increase in the available labor for firms in the area.

Labor Force by the Numbers, Q2 2021

- 28.2%** Percentage of workers 25 and older with a bachelor's degree or advanced degree
- 33.3%** Percentage of workers 25 and older with an associate degree or some college
- 27.8%** Percentage of workers 25 and older with only a high school degree or equivalent

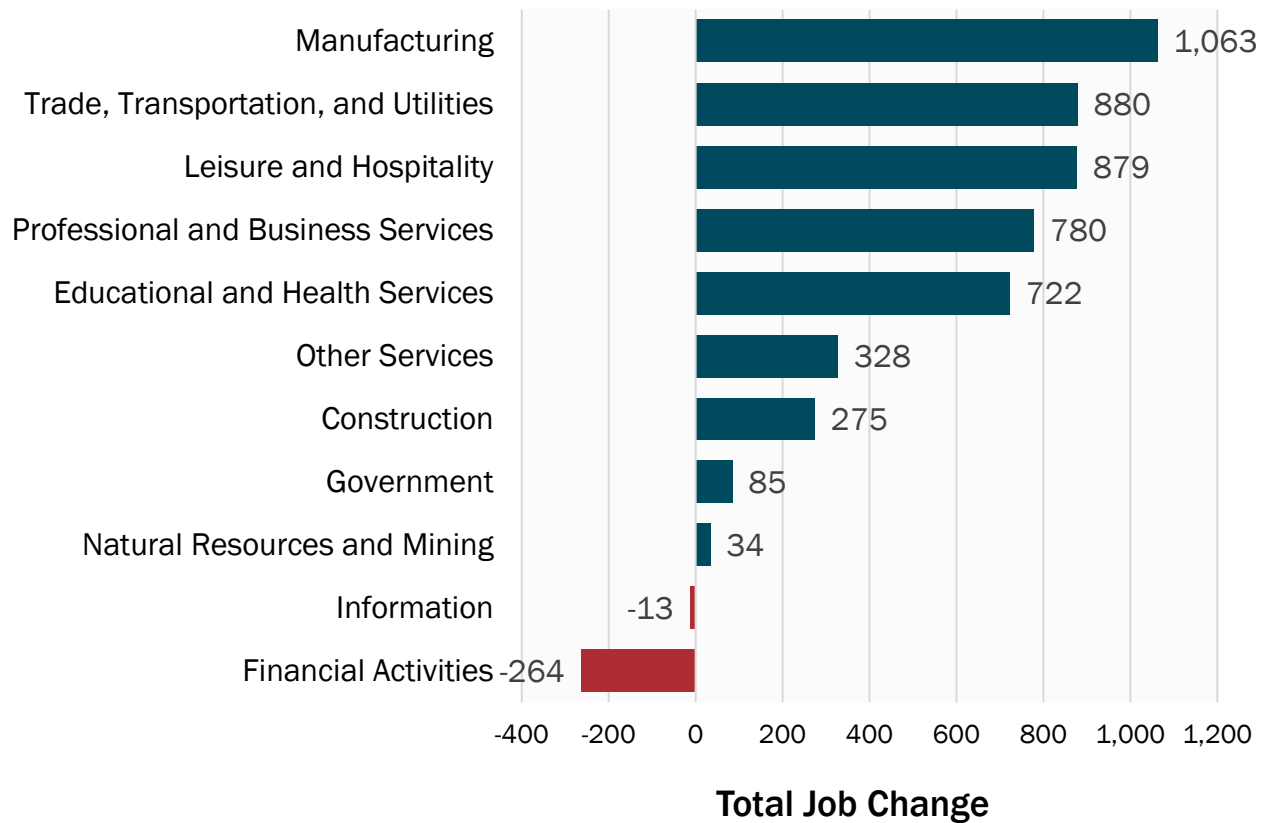
SOURCE: Quarterly Workforce Indicators, 2021

Employment by Industry (not seasonally adjusted)

Measure	Q3 2021	% Change Q2 to Q3	Q2 2021	% Change Q3 to Q3	Q3 2020
Employment (by place of work)					
Total private-sector employment	104,938	1.4%	103,441	4.7%	100,267
Goods-producing	27,053	1.4%	26,672	5.3%	25,681
Natural resources and mining	1,327	-20.9%	1,677	2.6%	1,293
Construction	6,222	4.4%	5,958	4.6%	5,947
Manufacturing	19,504	2.5%	19,037	5.8%	18,441
Private service-providing	77,885	1.5%	76,769	4.4%	74,585
Trade, transportation, and utilities	21,313	1.5%	21,006	4.3%	20,433
Information	558	-2.4%	572	-2.3%	571
Financial activities	7,069	-1.9%	7,203	-3.6%	7,333
Professional and business services	11,309	1.5%	11,143	7.4%	10,530
Educational and health services	22,242	-0.5%	22,361	3.4%	21,519
Leisure and hospitality	11,651	7.5%	10,843	8.2%	10,773
Other services	3,549	2.7%	3,456	10.2%	3,221
Unclassified	193	4.1%	186	-6.9%	206
Government	11,246	-2.5%	11,530	0.8%	11,161

SOURCE: Quarterly Census of Employment and Wages & Upjohn Institute, 2021

Employment Change, Q3 2020 to Q3 2021 (not seasonally adjusted)



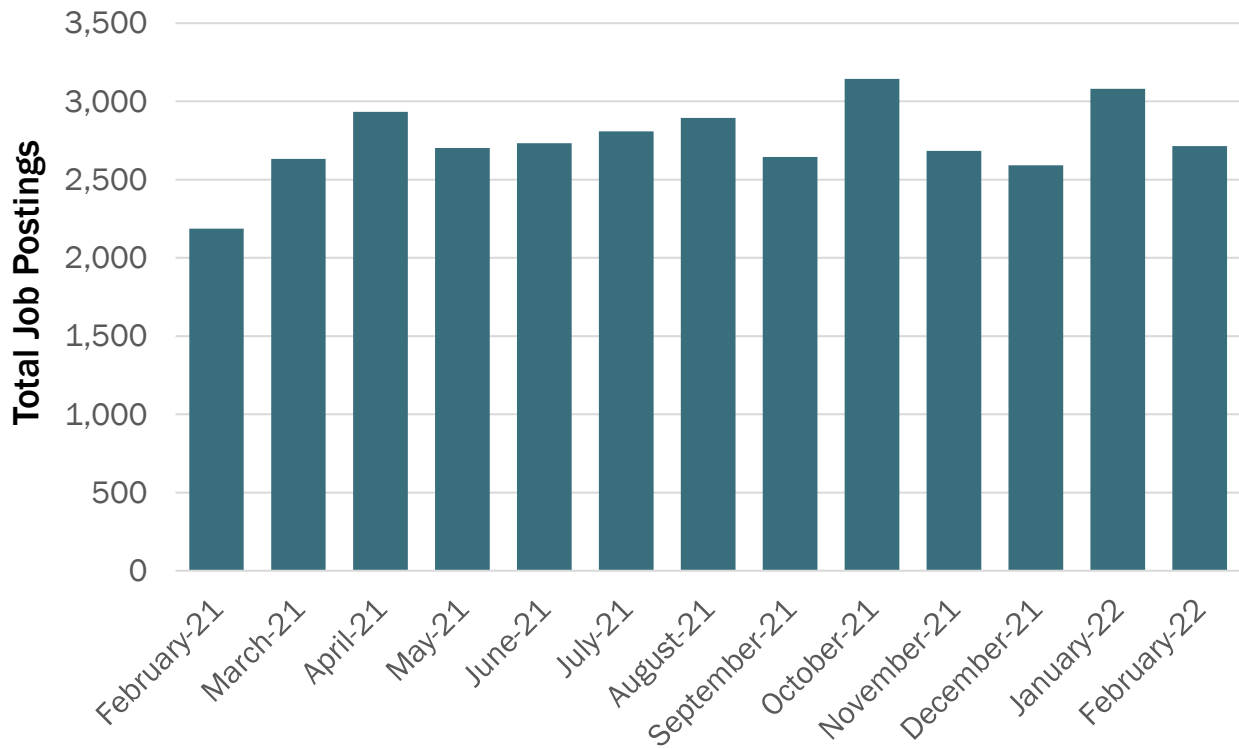
SOURCE: Quarterly Census of Employment and Wages & Upjohn Institute, 2021

The most recent data show that the greatest decrease in employment in Kalamazoo County from Q3 2020 to Q3 2021 was in financial activities, which declined by 264 jobs, or 3.6%. The greatest increase in employment from Q3 2020 to Q3 2021 in the county occurred in manufacturing, which grew by 1,063 jobs, or 5.8%.

The average weekly wage for nonfarm jobs in Kalamazoo County in Q3 2021 was **\$1,102.**

SOURCE: Quarterly Census of Employment and Wages, 2021


Total Job Postings for February 2022



SOURCE: Burning Glass Technologies, 2022

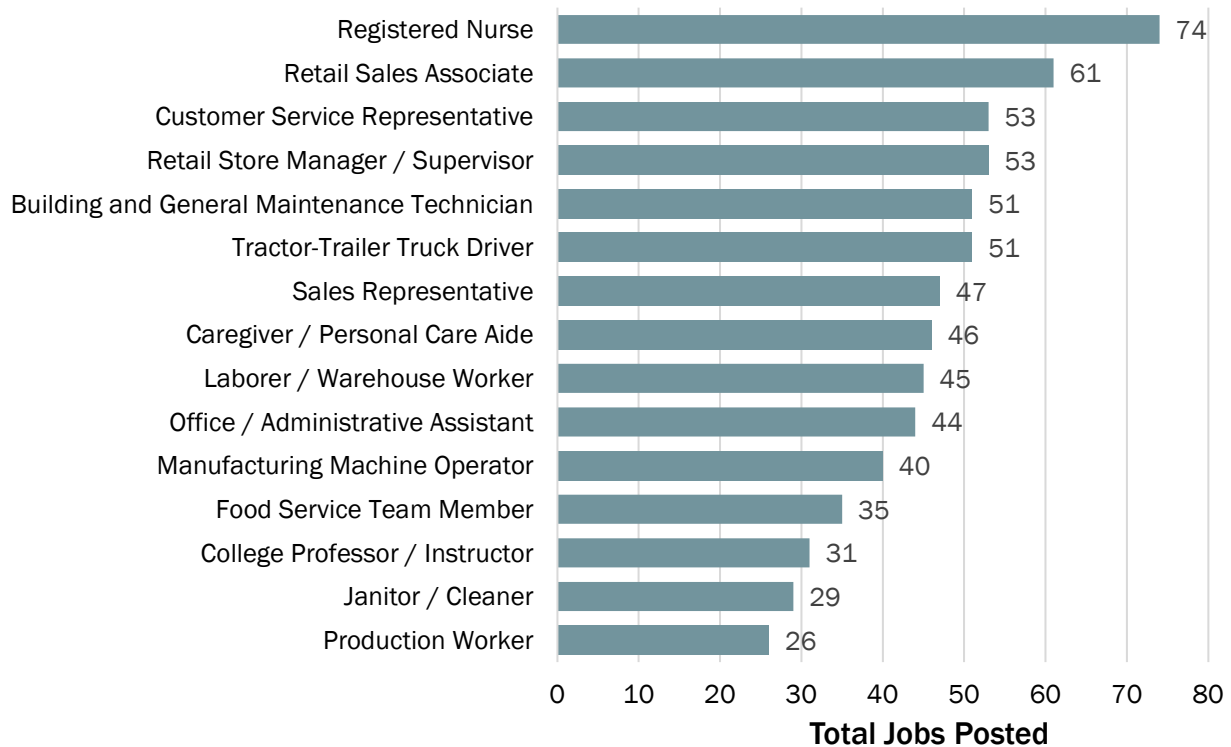
The number of job postings in Kalamazoo County, which demonstrates demand for labor, decreased by 11.9% between January and February, from 3,080 postings to 2,715. The majority of postings in the county, as reported through Burning Glass Technologies, were for full-time and permanent positions.

Types of Job Postings for February 2022



SOURCE: Burning Glass Technologies, 2022

Top Occupations with Job Postings for February 2022



SOURCE: Burning Glass Technologies, 2022

The top occupations with job postings in February were registered nurse, retail sales associate, customer service representative, and retail store manager. A plurality of job postings, 54.5%, required at minimum a bachelor's degree or higher. This is an increase of 8.2 percentage points from January in the proportion of job postings requiring a bachelor's degree or higher. The proportion of jobs requiring an associate degree decreased by 2.5 percentage points from January, and the proportion of jobs requiring only a high school degree or vocational training decreased by 5.7 percentage points.

34.0% of job postings in February required no more than a high school diploma or vocational training.

11.5% of job postings in February required an associate degree.

54.5% of job postings in February required a bachelor's degree or higher.

NOTE: Percentages may not sum to 100.0 because of rounding.

SOURCE: Burning Glass Technologies, 2022

About the Upjohn Institute

The W.E. Upjohn Unemployment Trustee Corporation was incorporated on October 24, 1932, as a Michigan 501(c)(3) nonprofit corporation, and is doing business as the W.E. Upjohn Institute for Employment Research. The W.E. Upjohn Institute for Employment Research has been conducting economic research and consultation for 75 years, since its founding in 1945.

The Upjohn Institute is governed by a Board of Trustees, which employs a President who is responsible for the overall operation of the Institute. The President of the Upjohn Institute is Dr. Michael Horrigan.

The Upjohn Institute currently employs 104 individuals. Upjohn's research and consultation program is conducted by a resident staff of professional social scientists, 12 of whom are PhD-level economists (senior staff). Senior staff is supported by a staff of research analysts and additional support staff. Upjohn also administers the federal and state employment programs for its four-county area through the local Workforce Investment Board. Upjohn also publishes books on economic development, workforce development, and other employment-related topics.

The PhD-level economists have more than 175 years of collective experience, conducting research on a broad variety of economic and employment topics. Their experience includes, but is not limited to, employment program evaluation, labor market dynamics, labor-management relations, employment and training programs, economic and workforce development, income replacement policy, worker adjustment, the role of education in labor markets, employment and compensation, disability, international comparison of labor adjustment policies, site selection experience, and state, regional, and local economic analysis.

About the Regional Team

The Upjohn Institute also has a Regional Economic Planning Services team of specialists who provide economic insights and analysis regionally and statewide in Michigan, in other individual states, and nationally. The team has experience in:

- Economic impact analysis
- Fiscal/cost-benefit impact analysis
- Labor market analysis
- Facilitating and conducting effective one-on-one interviews, focus groups, workshops, and charrette sessions in a diverse array of environments
- Economic and workforce development and education strategies
- GIS mapping abilities
- Rural and urban land use and economic development planning services
- Regional data analysis

Report Contributors

Michael Horrigan
President

Brian Pittelko
Research Coordinator

Laura Pyle
Regional Assistant

Dakota McCracken
Regional Analyst

Gerrit Anderson
Mapping and Visualization Specialist

Ben Jones
Editor

Erika Jones
Production Coordinator

For More Information

For questions or information about this report, contact Brian Pittelko, Research Coordinator, 269-385-0424 or pittelko@upjohn.org.

For definitions and descriptions of methodology and variables used in the report, please access our data dictionary at: http://www.upjohn.org/Business_Outlook/Data_Dictionary/.