



# ***Regional Economic Trends for St. Joseph County***



**SEPTEMBER 2021**

# ST. JOSEPH COUNTY

**The Trend:** St. Joseph County lost more than 150 jobs from Q3 2020 to Q4 2020. Between May 2021 and June 2021, the unemployment rate fell, while the labor force participation rate and employment-to-population ratio increased. This is likely a sign that individuals are reentering the labor market and finding work swiftly. Job postings were lower in June than in May, with manufacturing machine operator as the most in-demand job.

## COUNTY UPDATE



The labor force participation rate was 58.8% in June. This is a 0.2 percentage-point increase from the previous month.



The employment-to-population ratio was 55.6% in June. This is a 0.2 percentage-point increase from the previous month.



The unemployment rate was 5.5% in June. This is a 0.1 percentage-point decrease from the previous month.



The total labor force saw an increase of 85 people from May to June. The increase in employed people was 112, and the decrease in unemployed people was 27.



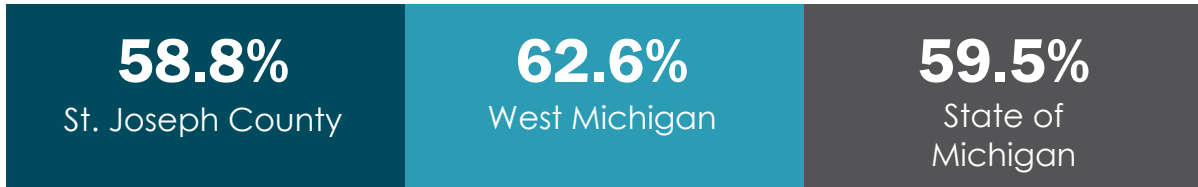
Total employment decreased by 0.9% from Q3 2020 to Q4 2020.



There were 382 job postings in June, a decrease of 10.1% from May.

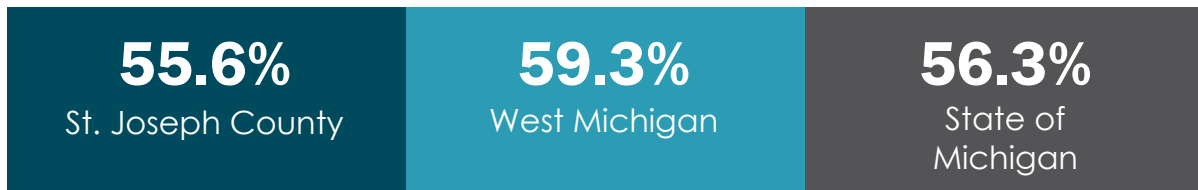
# KEY ECONOMIC INDICATORS

## Labor Force Participation Rate



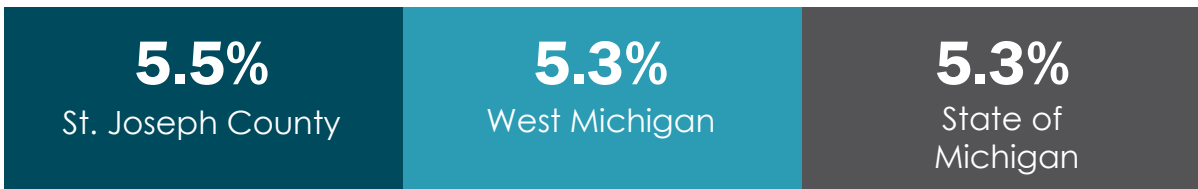
The labor force participation rate, which measures the economy's active workforce, was 58.8% in St. Joseph County in June. This was lower than the rate for west Michigan by 3.8 percentage points, and lower than that of the state of Michigan by 0.7 percentage points.

## Employment-to-Population Ratio



The employment-to-population ratio, which measures the proportion of the population that is employed, was 55.6% for St. Joseph County in June. This was 3.7 percentage points below the ratio for west Michigan and 0.7 percentage points lower than that of the state of Michigan.

## Unemployment Rate

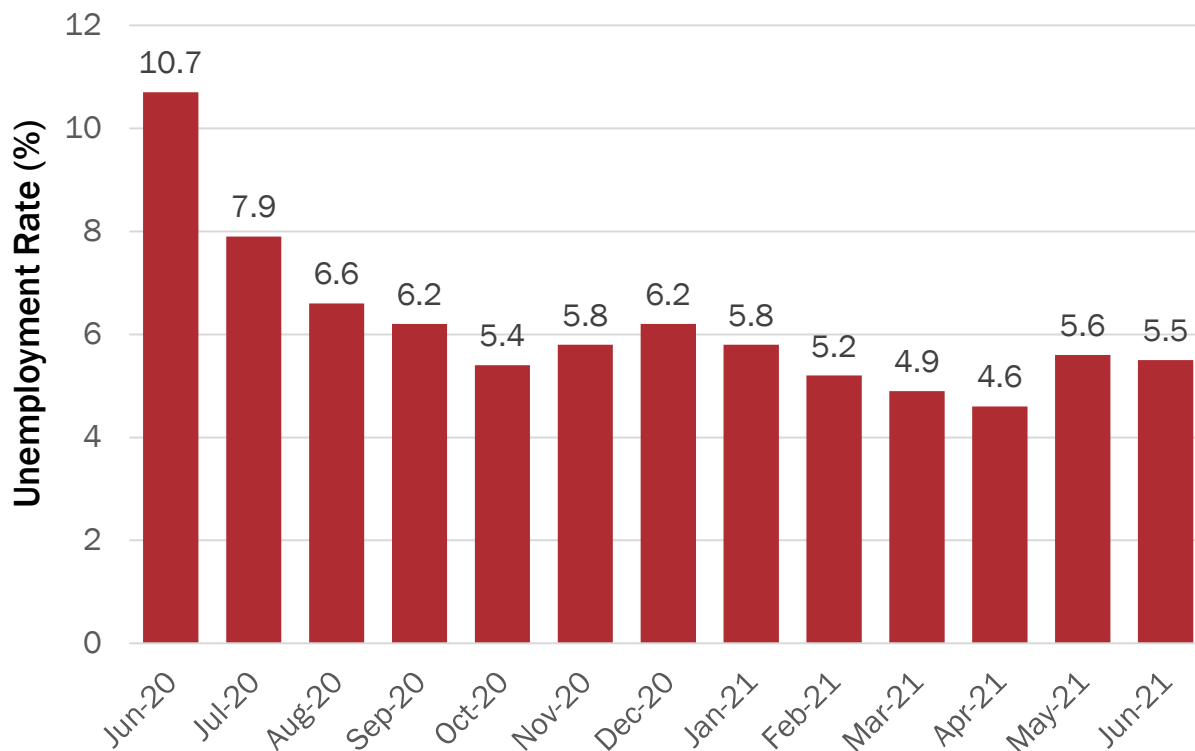


The unemployment rate, which measures the percentage of the workforce that is looking for work, was 5.5% in St. Joseph County in June. This was 0.2 percentage points higher than the rate for west Michigan and 0.2 percentage points higher than the rate for the state of Michigan.

SOURCE: BLS Local Area Unemployment Statistics (LAUS) & Upjohn Institute, 2021

**“West Michigan” includes Allegan, Barry, Berrien, Branch, Calhoun, Cass, Ionia, Kalamazoo, Kent, Montcalm, Muskegon, Ottawa, St. Joseph, and Van Buren Counties.**

## Unemployment Rate (not seasonally adjusted)



SOURCE: BLS Local Area Unemployment Statistics & Upjohn Institute, 2021

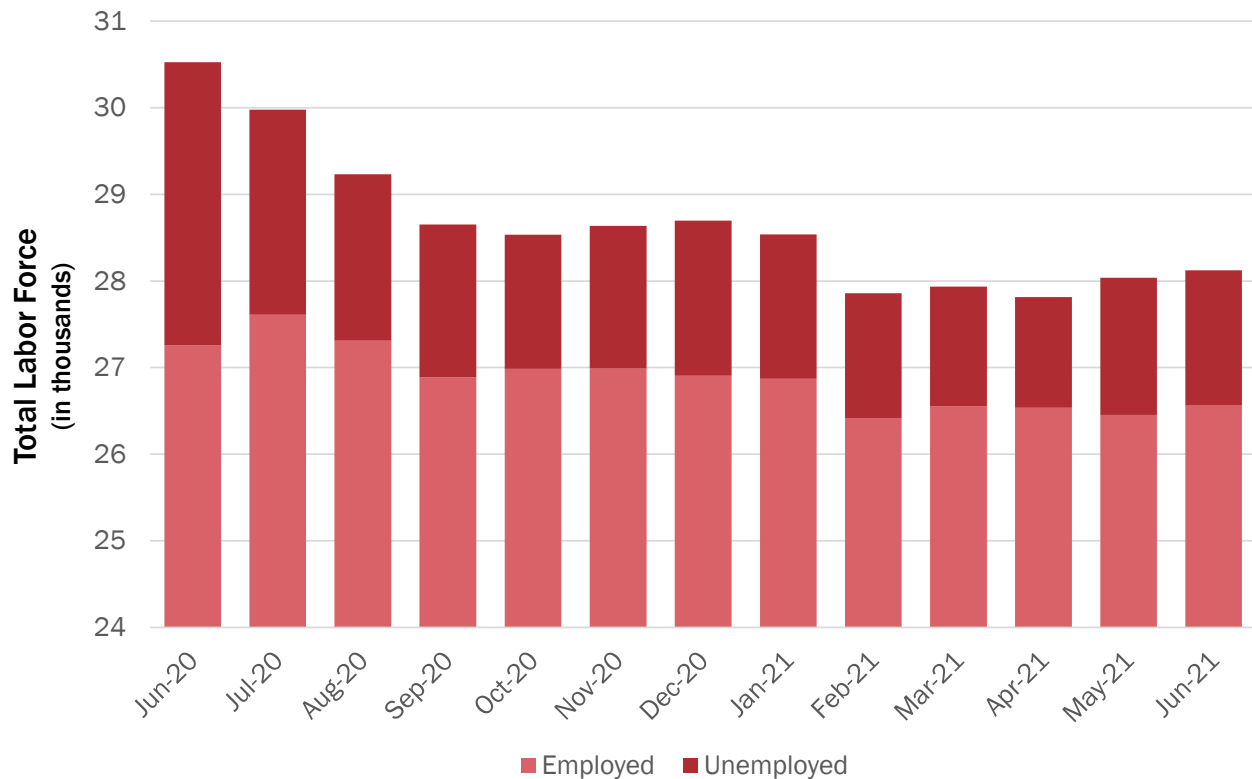
From May to June, the unemployment rate in St. Joseph County decreased by 0.1 percentage points, to 5.5 percent. The unemployment rate is 5.2 percentage points lower than it was at the same time last year.

In May, there were **3.7 job seekers** for every **job posting** in St. Joseph County.\*

Burning Glass Technologies, BLS Local Area Unemployment Statistics (LAUS), & Upjohn Institute, 2021

\*Burning Glass data capture only jobs that are posted online and in more traditional employment relationships. Singular job postings for multiple positions may not be fully counted.

## Total Labor Force (not seasonally adjusted)



SOURCE: BLS Local Area Unemployment Statistics (LAUS) & Upjohn Institute, 2021

The total labor force in St. Joseph County in June stood at 28,123, an increase of 85 people from the May labor force of 28,038. The total labor force in St. Joseph County has shrunk by 6.9% since June 2020, when it stood at 30,526. This indicates a decrease in the available labor for firms in the area.

## Labor Force by the Numbers, Q3 2020

- 20.3%** Percentage of workers 25 and older with a bachelor's degree or advanced degree
- 34.5%** Percentage of workers 25 and older with an associate degree or some college
- 33.1%** Percentage of workers 25 and older with a high school degree or equivalent

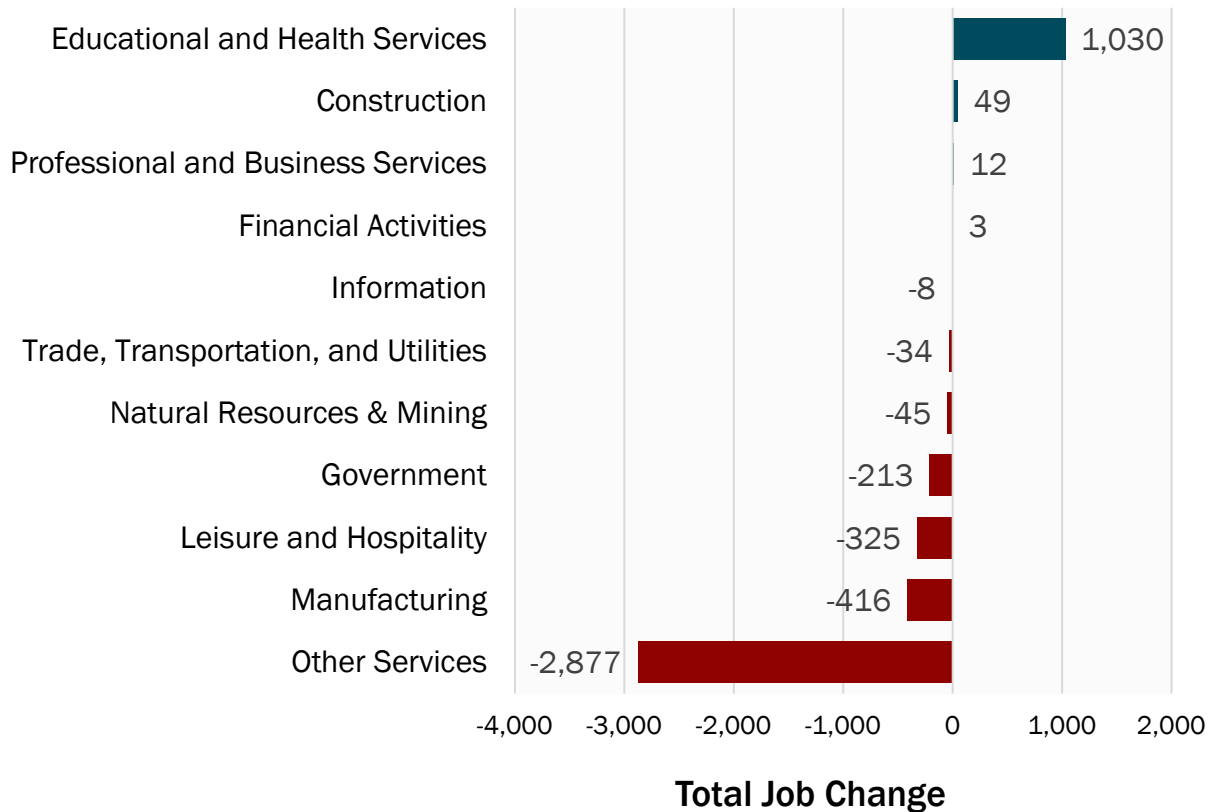
SOURCE: Quarterly Workforce Indicators, 2020

## Employment by Industry St. Joseph County (not seasonally adjusted)

Measure	Q4 2020	Q3 2020	% Change Q3 to Q4	Q4 2019	% Change Q4 to Q4
<b>Employment (by place of work)</b>					
Total Private Sector Employment	17,879	18,035	-0.9%	20,478	-12.7%
Goods-Producing	8,732	8,737	-0.1%	9,144	-4.5%
Natural Resources and Mining	530	685	-22.7%	575	-7.9%
Construction	536	532	0.8%	487	10.1%
Manufacturing	7,666	7,520	1.9%	8,082	-5.1%
Private Service-Providing	9,147	9,297	-1.6%	11,333	-19.3%
Trade, Transportation, and Utilities	2,888	2,916	-1.0%	2,922	-1.2%
Information	53	54	-1.2%	61	-12.1%
Financial Activities	533	539	-1.1%	530	0.6%
Professional and Business Services	880	836	5.3%	868	1.5%
Educational and Health Services	2,805	2,851	-1.6%	1,775	58.0%
Leisure and Hospitality	1,266	1,402	-9.7%	1,591	-20.4%
Other Services	681	663	2.8%	3,558	-80.9%
Unclassified	40	36	10.2%	29	36.8%
Government	2,363	2,298	2.8%	2,576	-8.3%

SOURCE: Quarterly Census of Employment and Wages & Upjohn Institute, 2021

## Employment Change, Q4 2019 to Q4 2020 (not seasonally adjusted)



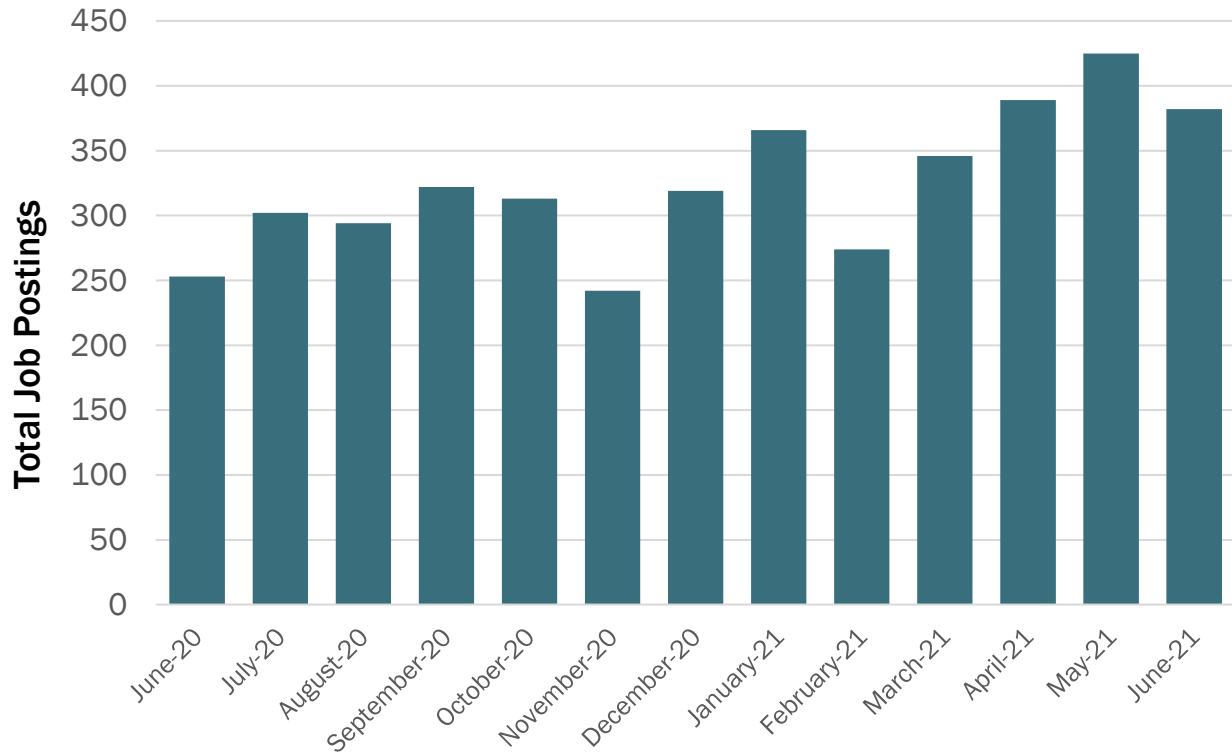
SOURCE: Quarterly Census of Employment and Wages & Upjohn Institute, 2020

The most recent data show that the greatest decrease in employment in St. Joseph County from Q4 2019 to Q4 2020 occurred in “Other services,” which declined by 2,877 jobs, or 80.9%. The greatest increase in employment in St. Joseph County from Q4 2019 to Q4 2020 was in educational and health services, which grew by 1030 jobs, or 58.0%.

The average weekly wage for nonfarm jobs in St. Joseph County in Q4 2020 was **\$829**.

SOURCE: Quarterly Census of Employment and Wages, 2021

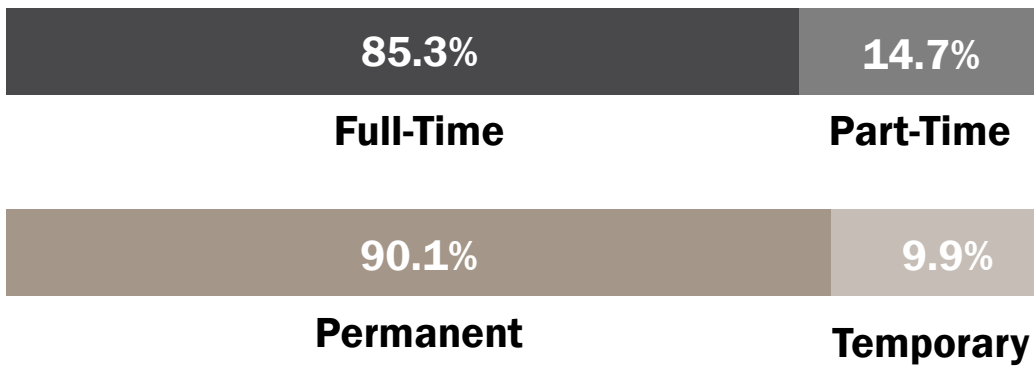
## Total Job Postings for June 2021



SOURCE: Burning Glass Technologies, 2021

The number of job postings in St. Joseph County, which demonstrates demand for labor, decreased by 10.1% between May and June, from 425 postings to 382. The majority of postings in the county, as reported through Burning Glass Technologies, were for full-time and permanent positions.

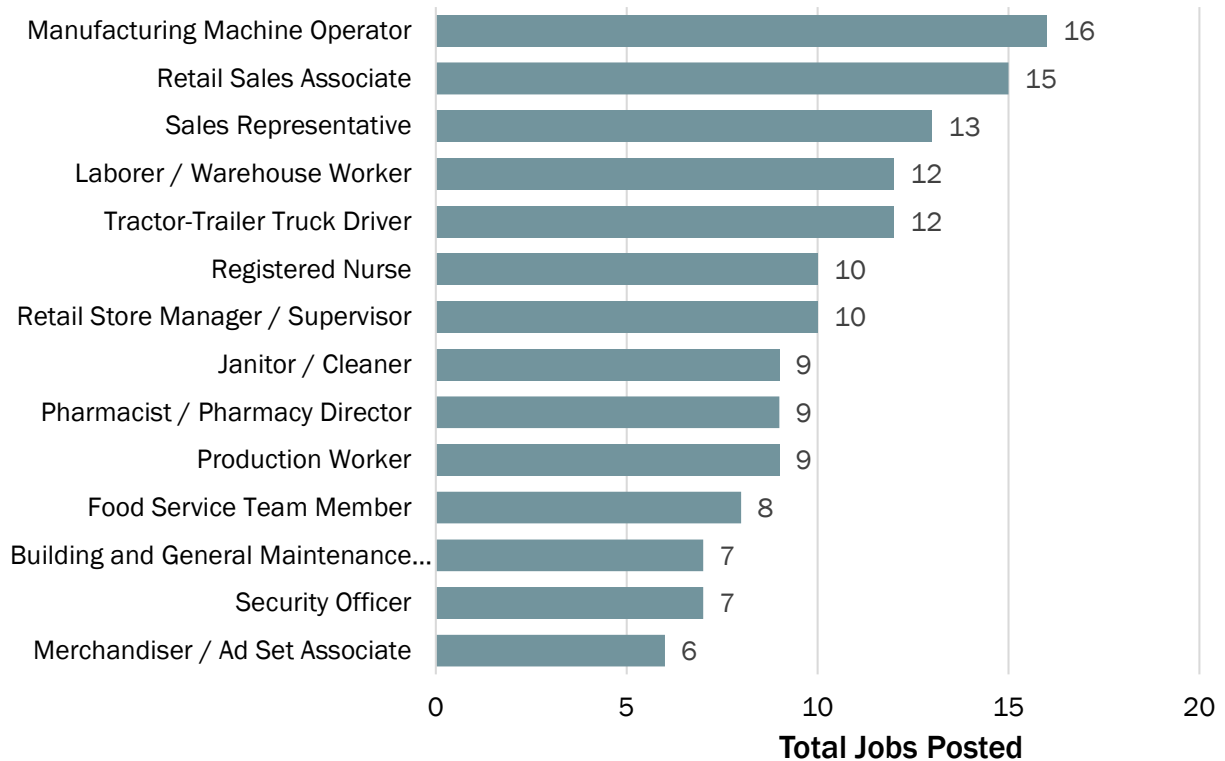
## Types of Job Postings for June 2021



SOURCE: Burning Glass Technologies, 2021



## Top Occupations with Job Postings for June 2021



SOURCE: Burning Glass Technologies, 2021

The top job occupations with job postings were for manufacturing machine operator, retail sales associate, and sales representative. The majority of job postings, 56.2%, required only a high school diploma or vocational training. This is a decrease of 7.0 percentage points from May in the proportion of job postings requiring a high school diploma or vocational training. The proportion of jobs requiring an associate degree decreased by 0.5 percentage points from May, and the proportion of jobs requiring a bachelor's degree or higher decreased by 6.5 percentage points.

**56.2%** of job postings in May required a high school diploma or vocational training.

**11.4%** of job postings in May required an associate degree.

**32.4%** of job postings in May required a bachelor's degree or higher.

SOURCE: Burning Glass Technologies, 2021

## About the Upjohn Institute

The W.E. Upjohn Unemployment Trustee Corporation was incorporated on October 24, 1932, as a Michigan 501(c)(3) nonprofit corporation, and is doing business as the W.E. Upjohn Institute for Employment Research. The W.E. Upjohn Institute for Employment Research has been conducting economic research and consultation for 75 years, since its founding in 1945.

The Upjohn Institute is governed by a Board of Trustees, which employs a President who is responsible for the overall operation of the Institute. The President of the Upjohn Institute is Dr. Michael Horrigan.

The Upjohn Institute currently employs 104 individuals. Upjohn's research and consultation program is conducted by a resident staff of professional social scientists, 12 of whom are PhD-level economists (senior staff). Senior staff is supported by a staff of research analysts and additional support staff. Upjohn also administers the federal and state employment programs for its four-county area through the local Workforce Investment Board. Upjohn also publishes books on economic development, workforce development, and other employment-related topics.

The PhD-level economists have more than 175 years of collective experience, conducting research on a broad variety of economic and employment topics. Their experience includes, but is not limited to, employment program evaluation, labor market dynamics, labor-management relations, employment and training programs, economic and workforce development, income replacement policy, worker adjustment, the role of education in labor markets, employment and compensation, disability, international comparison of labor adjustment policies, site selection experience, and state, regional, and local economic analysis.

---

## About the Regional Team

The Upjohn Institute also has a Regional Economic Planning Services team of specialists who provide economic insights and analysis regionally and statewide in Michigan, in other individual states, and nationally. The team has experience in:

- Economic impact analysis
- Fiscal/cost-benefit impact analysis
- Labor market analysis
- Facilitating and conducting effective one-on-one interviews, focus groups, workshops, and charrette sessions in a diverse array of environments
- Economic and workforce development and education strategies
- GIS mapping abilities
- Rural and urban land use and economic development planning services
- Regional data analysis

## Report Contributors

**Jim Robey**

Director, Regional Economic Planning Services

**Brian Pittelko**

Research Coordinator

**Kathleen Bolter**

Regional Research Analyst

**Gerrit Anderson**

Mapping and Visualization Specialist

**Ben Jones**

Editor

**Erika Jones**

Production Coordinator

---

## For More Information

For questions or information about this report, contact Jim Robey, Director of Regional Economic Planning Services, 269-365-0450, or [jrobey@upjohn.org](mailto:jrobey@upjohn.org).

For definitions and descriptions of methodology and variables used in the report, please access our data dictionary at: [http://www.upjohn.org/Business\\_Outlook/Data\\_Dictionary/](http://www.upjohn.org/Business_Outlook/Data_Dictionary/).