



Regional Economic Trends for St. Joseph County



APRIL 2021

ST. JOSEPH COUNTY

The Trend: St. Joseph County continues to rebound gaining more than 2,000 jobs from Q2 2020 to Q3 2020. Between December 2020 to January 2021, the unemployment rate rose by 1.2 percentage points. It is possible that this is because individuals are once again looking for employment. An increasing labor force participation rate suggests this may be the case, while an increasing employment-to-population ratio suggests that people are finding employment. Job postings were higher in January 2021 than in December 2020, with slightly more postings in Manufacturing.

COUNTY UPDATE



The labor force participation rate was 59.7% in January 2021. This is a 2.7 percentage point increase from last month.



The employment-to-population ratio was 56.2% in January 2021. This is a 1.8 percentage point increase from last month.



The unemployment rate was 5.9% in January 2021. This is a 1.2 percentage point increase from last month.



The total labor force increased by 1,260 people from December 2020 to January 2021. The total increase in employed people was 871, while the total number of unemployed people increased by 389.



Total employment increased by 12.9% from Q2 2020 to Q3 2020.

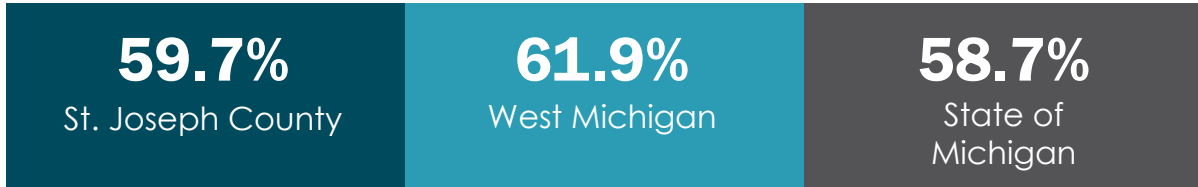


There were 367 job postings in January 2021. This is a 9.2% increase from last month.

KEY ECONOMIC INDICATORS

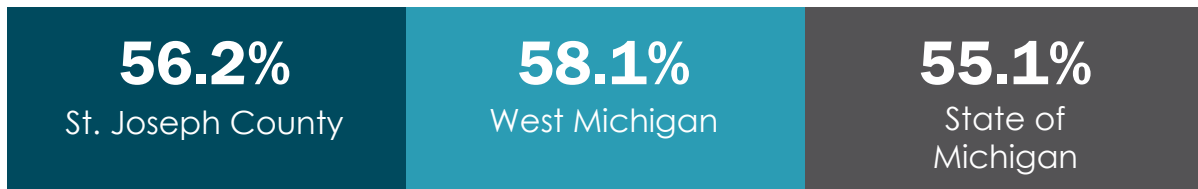
January 2021

Labor Force Participation Rate



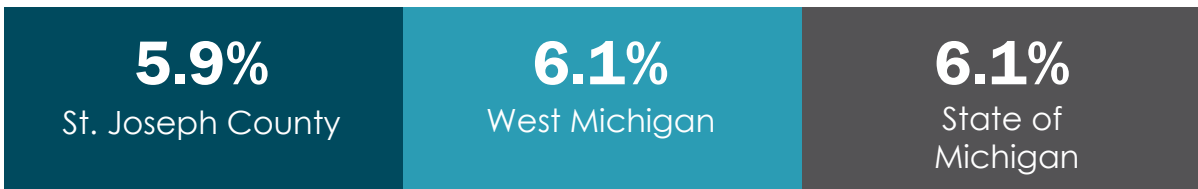
The labor force participation rate, which measures the economy's active workforce, was 59.7% in St. Joseph County in January 2021. This was lower than the rate in West Michigan by 2.2 percentage points, but higher than the state of Michigan by 1.0 percentage point.

Employment-to-Population Ratio



The employment-to-population ratio, which measures the proportion of the population that is employed, was 56.2% in St. Joseph County in January 2021. This was only 1.9 percentage points below the rate in west Michigan and higher than that of the state of Michigan with a ratio 1.1 percentage points higher.

Unemployment Rate

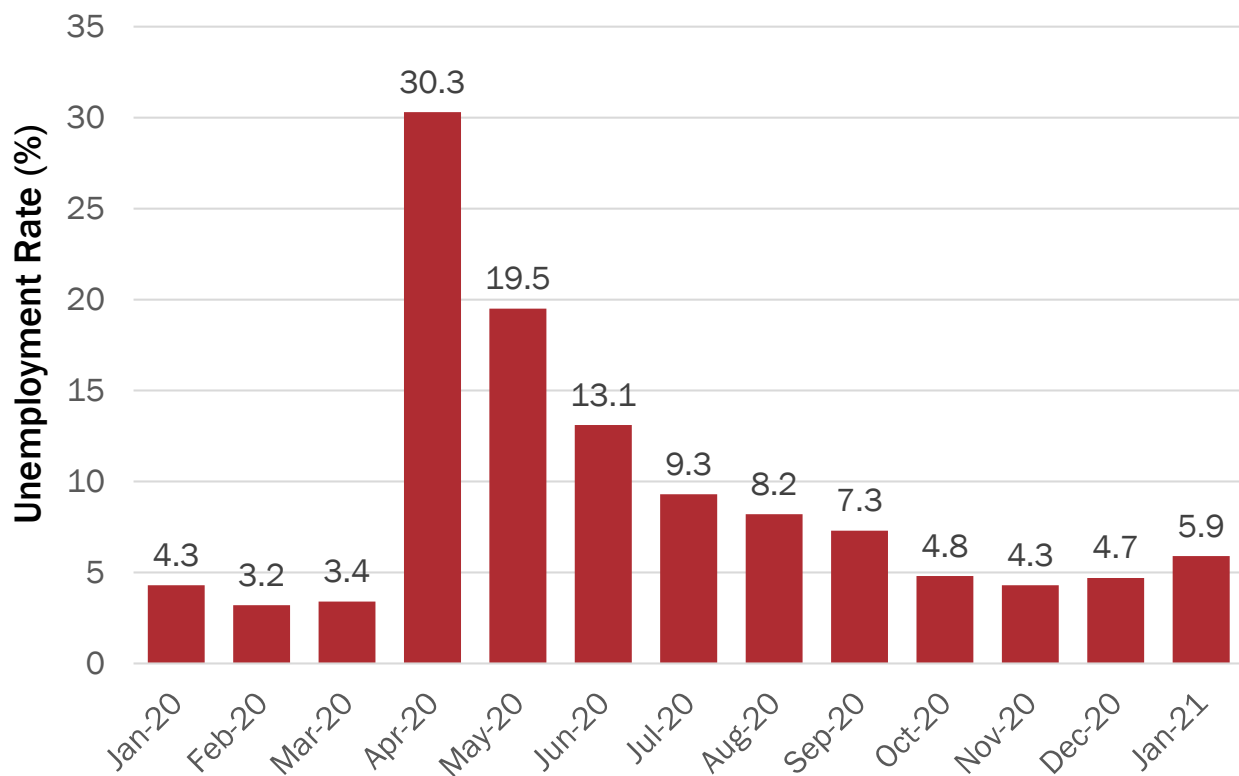


The unemployment rate which measures the percentage of the workforce that is jobless was 4.0% in St. Joseph County in January 2021. This was 0.2 percentage points lower than west Michigan and also 0.2 percentage points lower than the state of Michigan.

BLS Local Area Unemployment Statistics (LAUS) & Upjohn Institute, 2021

“West Michigan” includes Allegan, Barry, Berrien, Branch, Calhoun, Cass, Ionia, Kalamazoo, Kent, Montcalm, Muskegon, Ottawa, St. Joseph, and Van Buren Counties.

Unemployment Rate St. Joseph County (not seasonally adjusted)



BLS Local Area Unemployment Statistics & Upjohn Institute, 2021

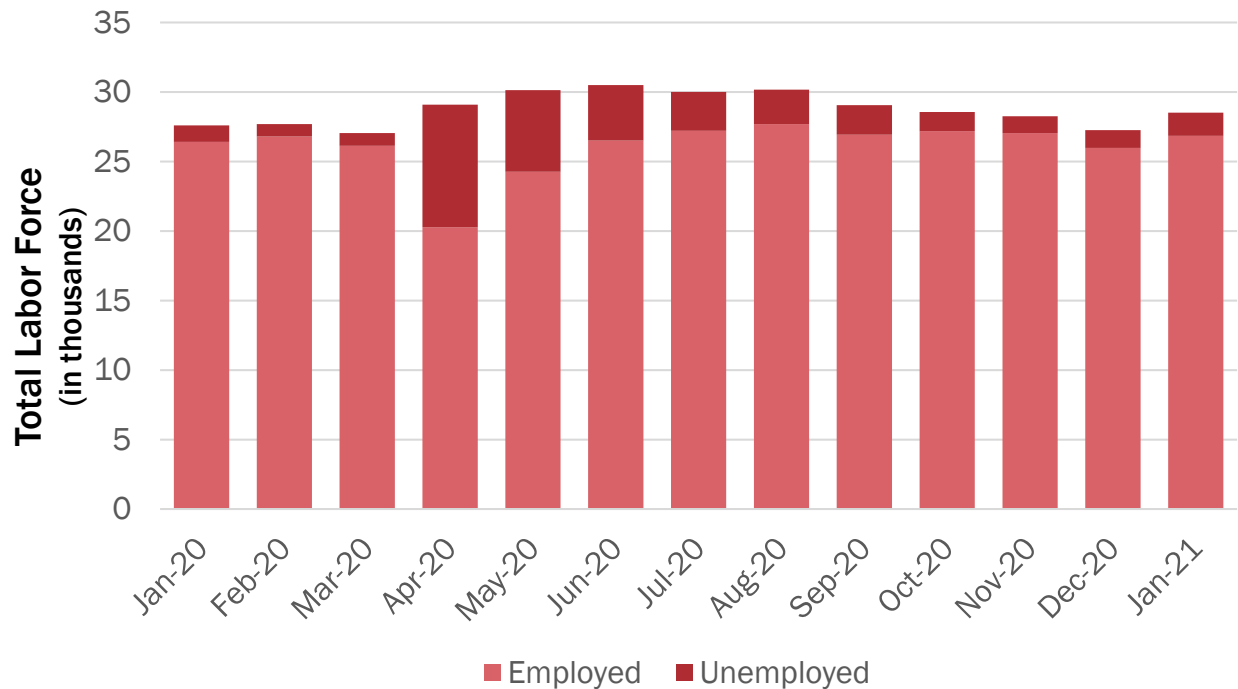
From December 2020, the unemployment rate in St. Joseph County increased by 1.2 percentage points to 5.9% in January 2021. The unemployment rate is 1.6 percentage points higher than it was at the same time last year.

In January, there were **4.6 job seekers** for every **1 job posting*** in St. Joseph County.

Burning Glass Technologies, BLS Local Area Unemployment Statistics (LAUS), & Upjohn Institute, 2021

*Burning Glass Technologies data captures only jobs that are posted online and in more traditional employment relationships. Singular job postings for multiple positions may not be fully counted.

Total Labor Force St. Joseph County (not seasonally adjusted)



BLS Local Area Unemployment Statistics (LAUS) & Upjohn Institute, 2021

The total labor force in St. Joseph County in January 2021 stood at 28,520, an increase of 1,260 people from December 2020. The total labor force in St. Joseph County has grown by 4.6% since January 2020, when it stood at 27,601. This indicates an increase in the available labor for firms in the area.

Labor Force by the Numbers, Q2 2020 St. Joseph County

- 20.6%** Percentage of workers 25 and older with a bachelor's degree or advanced degree
- 34.7%** Percentage of workers 25 and older with an associate degree or some college
- 32.8%** Percentage of workers aged 25 to 54 with a high school diploma or equivalent

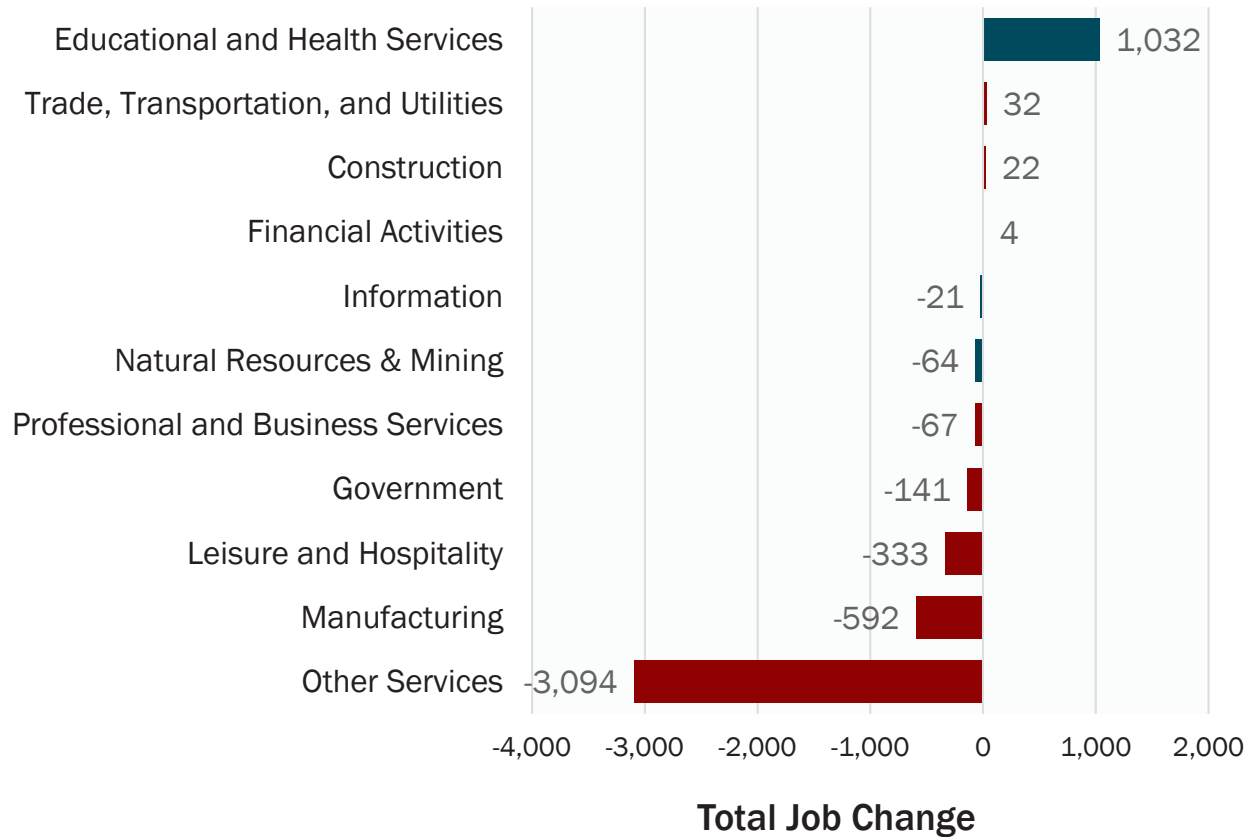
Quarterly Workforce Indicators, 2021

Employment by Industry St. Joseph County (not seasonally adjusted)

Measure	Q3 2020	Q2 2020	% Change Q2 to Q3	Q3 2019	% Change Q3 to Q3
Employment (by place of work)					
Total Private Sector Employment	18,026	15,960	12.9%	21,105	-14.6%
Goods-producing	8,737	7,557	15.6%	9,371	-6.8%
Natural Resources & Mining	684	492	39.2%	748	-8.5%
Construction	532	462	15.2%	510	4.2%
Manufacturing	7,521	6,604	13.9%	8,113	-7.3%
Private Service-Providing	9,289	8,403	10.5%	11,734	-20.8%
Trade, Transportation, and Utilities	2,907	2,804	3.7%	2,875	1.1%
Information	54	50	7.3%	75	-27.7%
Financial Activities	540	522	3.5%	536	0.6%
Professional and Business Services	836	783	6.8%	903	-7.4%
Educational and Health Services	2,849	2,497	14.1%	1,817	56.8%
Leisure and Hospitality	1,402	1,146	22.4%	1,735	-19.2%
Other Services	664	570	16.5%	3,758	-82.3%
Unclassified	36	32	13.7%	35	3.8%
Government	2,257	2,406	-6.2%	2,398	-5.9%

Source: Quarterly Census of Employment and Wages & Upjohn Institute, 2021

Employment Change Q3 2019 to Q3 2020 St. Joseph County (not seasonally adjusted)



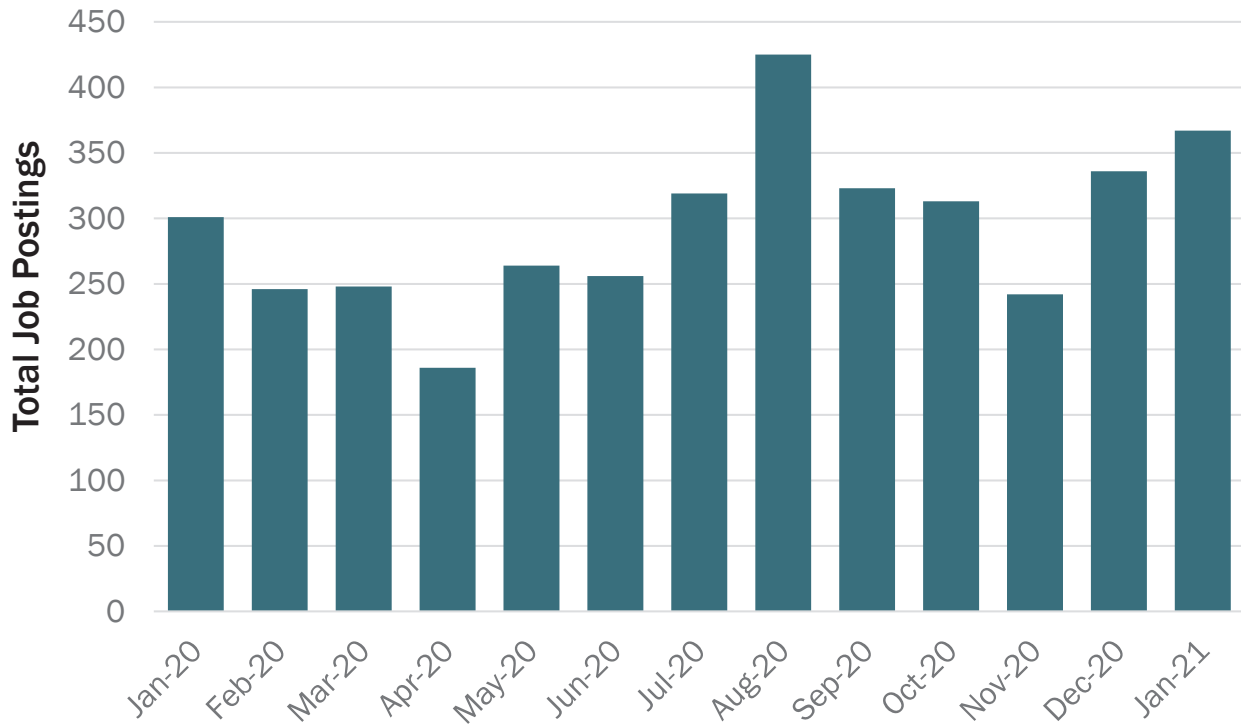
Source: Quarterly Census of Employment and Wages & Upjohn Institute, 2020

The most recent data shows the greatest decrease in employment in St. Joseph County from Q3 2019 to Q3 2020 was in Other Services, which declined by 3,094 jobs, or 82.3%. This decline may be partially the result of a reclassification of industries by the data source. The greatest increase in employment from Q3 2019 to Q3 2020 was in Educational and Health Services, which grew by 1,032 jobs, or 56.8%.

The average weekly wage for nonfarm jobs in Q2 2020 in St. Joseph County was **\$796**.

Source: Quarterly Census of Employment and Wages, 2021

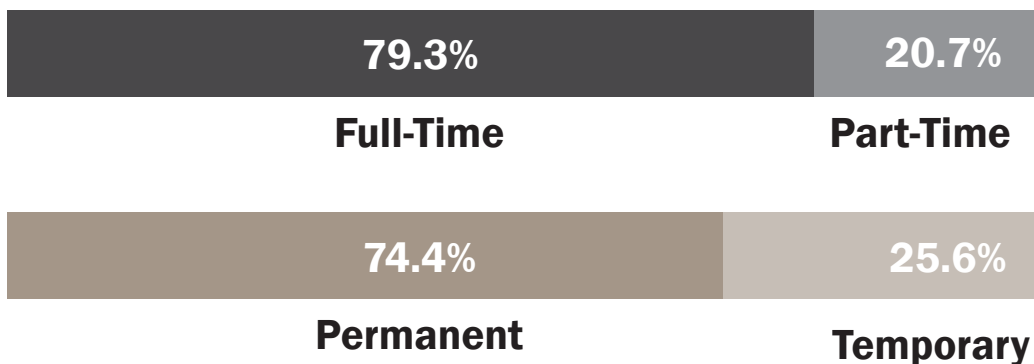
Total Job Postings, St. Joseph County



Source: Burning Glass, 2021

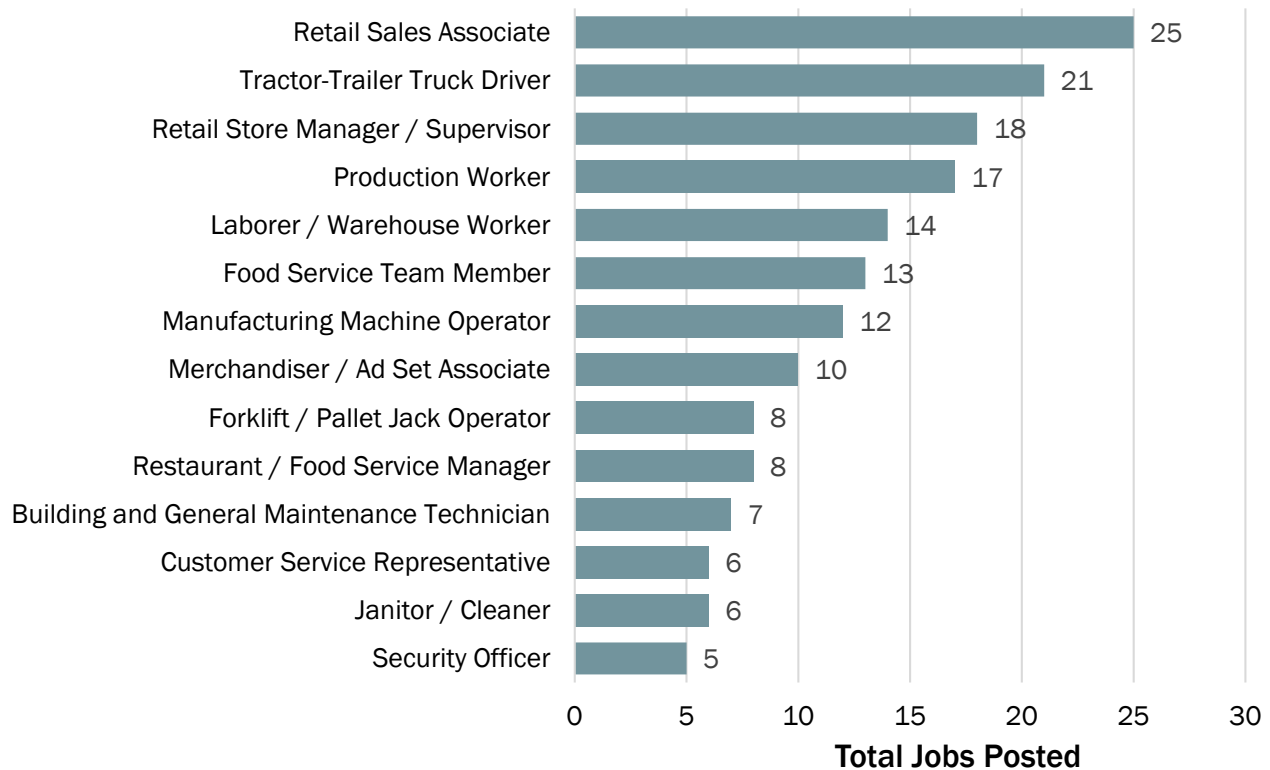
The number of job postings in St. Joseph County, which demonstrate demand for labor, increased by 9.2% between December 2020 and January 2021, from 336 postings to 367 postings. The majority of postings in St. Joseph County, as reported through Burning Glass, were for full-time and permanent positions.

Type of Job Posting, January 2021 St. Joseph County



Source: Burning Glass, 2021

Job Postings for Top Occupations, January 2021 St. Joseph County



Source: Burning Glass, 2021

The top occupations with job postings were for retail sales associates, tractor-trailer truck drivers, and retail store managers. The majority of job postings, 65.3%, required a high school diploma or vocational training. This is an increase of 2.6 percentage points from December 2020 in the proportion of job postings requiring at a minimum a high school diploma or vocational training. The proportion of jobs requiring an associate degree decreased by 1.3 percentage points from December 2020 and the proportion of jobs requiring a bachelor's degree or higher decreased by 1.3 percentage points.

65.3% of job postings required a high school diploma or vocational training in January 2021.

8.4% of job postings required an associate degree in January 2021.

26.3% of job postings required a bachelor's degree or higher in January 2021.

Source: Burning Glass, 2021

About the Upjohn Institute

The W.E. Upjohn Unemployment Trustee Corporation was incorporated on October 24, 1932, as a Michigan 501(c)(3) nonprofit corporation, and is doing business as the W.E. Upjohn Institute for Employment Research. The W.E. Upjohn Institute for Employment Research has been conducting economic research and consultation for 75 years, since its founding in 1945.

The Upjohn Institute is governed by a Board of Trustees, which employs a President who is responsible for the overall operation of the Institute. The President of the Upjohn Institute is Dr. Michael Horrigan.

The Upjohn Institute currently employs 104 individuals. Upjohn's research and consultation program is conducted by a resident staff of professional social scientists, 12 of whom are PhD-level economists (senior staff). Senior staff is supported by a staff of research analysts and additional support staff. Upjohn also administers the federal and state employment programs for its four-county area through the local Workforce Investment Board. Upjohn also publishes books on economic development, workforce development, and other employment-related topics.

The PhD-level economists have more than 175 years of collective experience, conducting research on a broad variety of economic and employment topics. Their experience includes, but is not limited to, employment program evaluation, labor market dynamics, labor-management relations, employment and training programs, economic and workforce development, income replacement policy, worker adjustment, the role of education in labor markets, employment and compensation, disability, international comparison of labor adjustment policies, site selection experience, and state, regional, and local economic analysis.

About the Regional Team

The Upjohn Institute also has a Regional Economic Planning Services team of specialists who provide economic insights and analysis regionally and statewide in Michigan, in other individual states, and nationally. The team has experience in:

- Economic impact analysis
- Fiscal/cost-benefit impact analysis
- Labor market analysis
- Facilitating and conducting effective one-on-one interviews, focus groups, workshops, and charrette sessions in a diverse array of environments
- Economic and workforce development and education strategies
- GIS mapping abilities
- Rural and urban land use and economic development planning services
- Regional data analysis

Report Contributors

Jim Robey

Director, Regional Economic Planning Services

Kathleen Bolter

Regional Research Analyst

Gerrit Anderson

Mapping and Visualization Specialist

Emily Boyle

Editor

For More Information

For questions or information about this report, contact Jim Robey, Director of Regional Economic Planning Services, 269-365-0450, or jrobey@upjohn.org.

For definitions and descriptions of methodology and variables used in the report, please access our data dictionary at: http://www.upjohn.org/Business_Outlook/Data_Dictionary/.