



Regional Economic Trends for Kalamazoo County



APRIL 2021

KALAMAZOO COUNTY

The Trend: Kalamazoo County continues to rebound gaining over 7,700 jobs from Q2 2020 to Q3 2020. Between December 2020 to January 2021, the unemployment rate rose by 1.4 percentage points. The rise in unemployment combined with a slightly increasing labor force participation rate from December 2020 to January 2021 suggests individuals are once again looking for jobs. However, a decreased employment to population ratio suggests that hiring may be lagging. This could be for a variety of reasons, for example, there may be a mismatch between job seekers and the skills employers need, or there may still be some barriers, such as transportation or childcare, for individuals to obtain the employment opportunities available. Unfortunately, the data available does not provide the cause for this lag. Job postings were higher in January 2021 than December 2020, with an increase in manufacturing postings.

COUNTY UPDATE



The labor force participation rate was 59.9% in January 2021. This is a 0.6 percentage point increase from last month.



The employment to population ratio was 56.4% in January 2021. This is a 0.2 percentage point decrease from last month.



The unemployment rate was 5.9% in January 2021. This is a 1.4 percentage point increase from last month.



The total labor force increased by 1,427 people from December 2020 to January 2021. The total decrease in employed people was 445, and the total number of unemployed people increased by 1,872.



Total employment increased by 8.4% from Q2 2020 to Q3 2020.

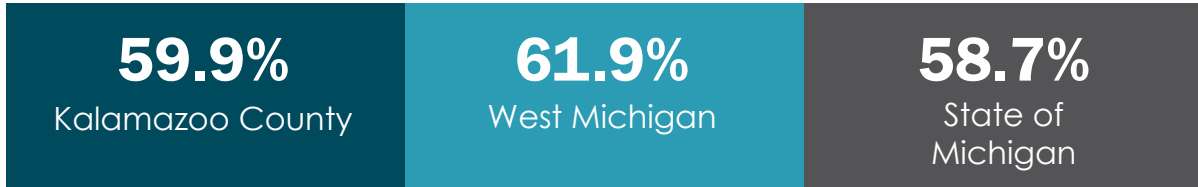


There were 2,085 job postings in January 2021. This is a 2.8% increase from last month.

KEY ECONOMIC INDICATORS

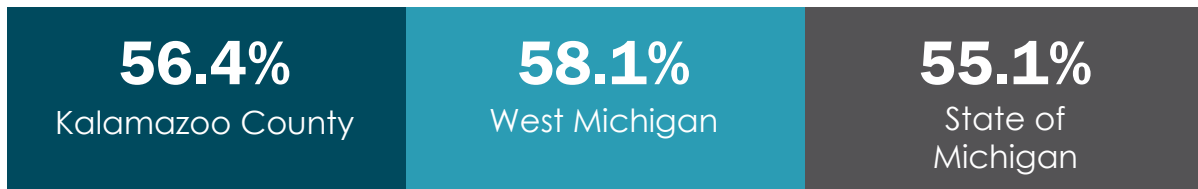
January 2021

Labor Force Participation Rate



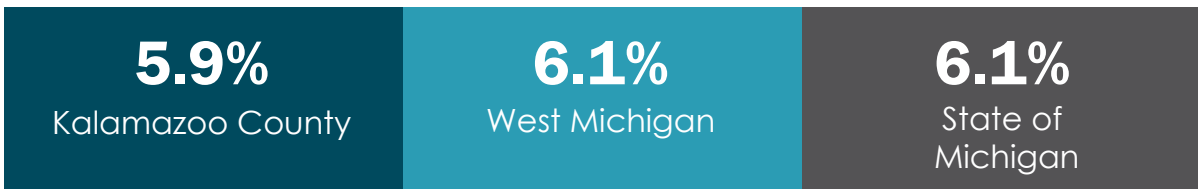
The labor force participation rate, which measures the economy's active workforce, was 59.9% in Kalamazoo County in January 2021. This was lower than West Michigan by 2.0 percentage points and lower than the State of Michigan by 1.2 percentage points.

Employment-to-Population Ratio



The employment-to-population ratio, which measures the proportion of the population that is employed, was 56.4% in Kalamazoo County in January 2021. This was only 1.7 percentage points below West Michigan and higher than the State of Michigan with a ratio 1.3 percentage points higher.

Unemployment Rate

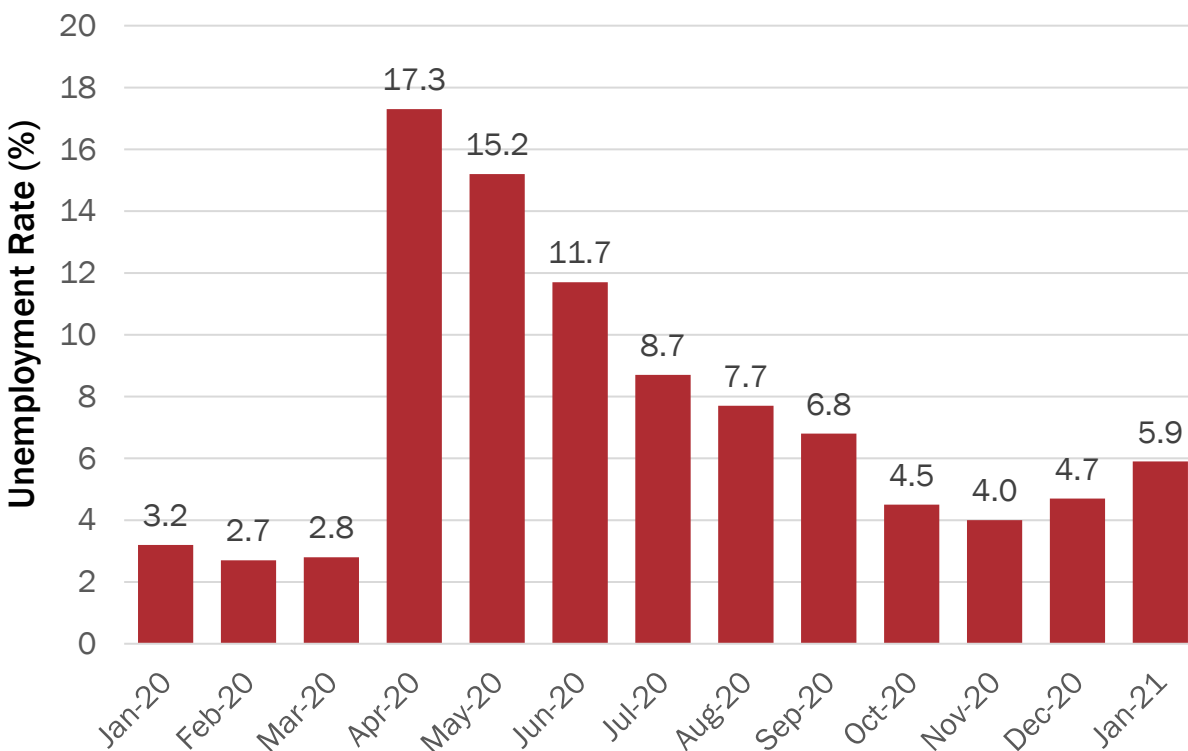


The unemployment rate which measures the percent of the workforce that is jobless was 5.9% in Kalamazoo County in January 2021. This was 0.2 percentage points lower than West Michigan and 0.2 percentage points lower than the State of Michigan.

BLS Local Area Unemployment Statistics & Upjohn Institute, 2021

“West Michigan” includes Allegan, Barry, Berrien, Branch, Calhoun, Cass, Ionia, Kalamazoo, Kent, Montcalm, Muskegon, Ottawa, St. Joseph, and Van Buren Counties.

Unemployment Rate Kalamazoo County (not seasonally adjusted)



BLS Local Area Unemployment Statistics & Upjohn Institute, 2021

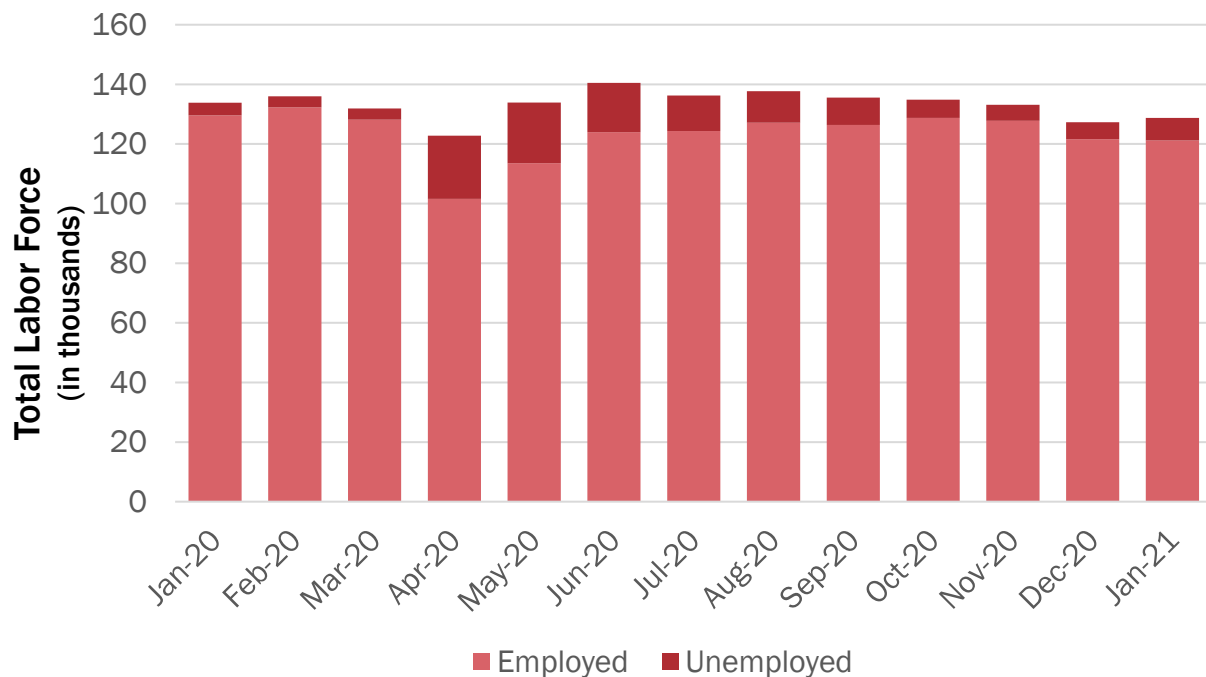
Since December 2020, the unemployment rate in Kalamazoo County increased by 1.2 percentage points to 5.9% in January 2021. The unemployment rate is 2.7 percentage points higher than it was at the same time last year.

In January, there were **3.6 job seekers** for every **1 job posting*** in Kalamazoo County.

Burning Glass, BLS LAUS, & Upjohn Institute, 2021

*Burning Glass data only capture jobs that are posted online and in more traditional employment relationships. Singular job postings for multiple positions may not be fully counted.

Total Labor Force Kalamazoo County (not seasonally adjusted)



BLS Local Area Unemployment Statistics & Upjohn Institute, 2021

The total labor force in Kalamazoo in January 2021 stood at 128,732, an increase of 1,427 people from December 2020. The total labor force in Kalamazoo County has grown by 3.8% since January 2020 when it stood at 133,818. This indicates an increase in the available labor for firms in the area.

Labor Force by the Numbers Q2 2020 Kalamazoo County

- 27.9%** Percent of workers 25 and older with a bachelor's degree or advanced degree
- 33.4%** Percent of workers 25 and older with an associate's degree or some college
- 28.0%** Percent of workers age 25 to 54 with a high school diploma or equivalent

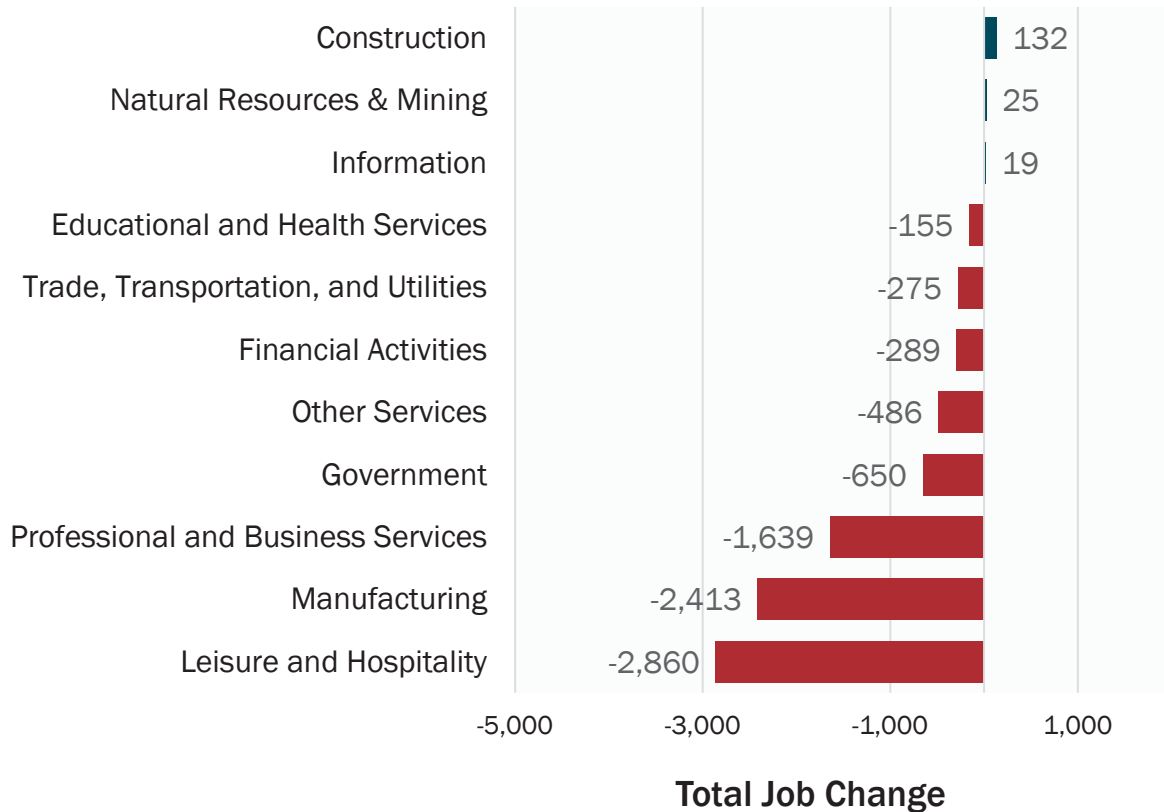
Quarterly Workforce Indicators, 2020

Employment by Industry Kalamazoo County (not seasonally adjusted)

Measure	Q3 2020	Q2 2020	% Change Q2 to Q3	Q3 2019	% Change Q3 to Q3
Employment (by place of work)					
Total Private Sector Employment	100,269	92,491	8.4%	108,156	-7.3%
Goods-producing	24,952	24,389	2.3%	27,209	-8.3%
Natural Resources & Mining	1,289	1,646	-21.7%	1,264	2.0%
Construction	5,949	4,913	21.1%	5,817	2.3%
Manufacturing	17,715	17,830	-0.6%	20,128	-12.0%
Private Service-Providing	75,316	68,102	10.6%	80,946	-7.0%
Trade, Transportation, and Utilities	21,136	18,677	13.2%	21,411	-1.3%
Information	566	578	-2.1%	547	3.5%
Financial Activities	7,356	7,268	1.2%	7,645	-3.8%
Professional and Business Services	10,520	9,364	12.3%	12,159	-13.5%
Educational and Health Services	21,537	20,688	4.1%	21,692	-0.7%
Leisure and Hospitality	10,775	8,277	30.2%	13,635	-21.0%
Other Services	3,222	3,082	4.5%	3,708	-13.1%
Unclassified	206	167	23.4%	149	38.0%
Government	11,790	12,916	-8.7%	12,440	-5.2%

Source: Quarterly Census of Employment and Wages & Upjohn Institute, 2021

Employment Change Q3 2019 to Q3 2020 Kalamazoo County (not seasonally adjusted)



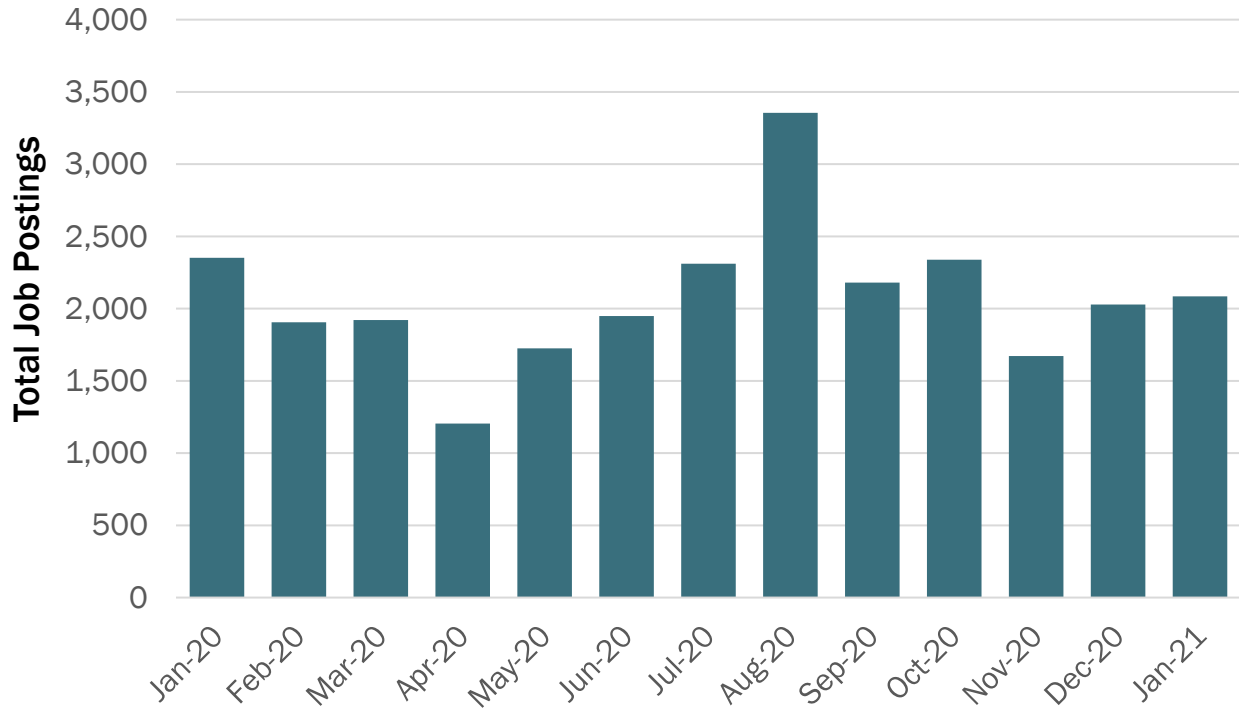
Source: Quarterly Census of Employment and Wages & Upjohn Institute, 2020

The most recent data shows the greatest decrease in employment in Kalamazoo County from Q3 2019 to Q3 2020 was in Leisure and Hospitality, which declined by 2,860 jobs or 21.0%. The greatest increase in employment from Q3 2019 to Q3 2020 was in Construction which grew by 132 jobs or 2.3%.

The average weekly wage for nonfarm jobs in Q3 2020 in Kalamazoo County was **\$1,052.**

Source: Quarterly Census of Employment and Wages, 2021

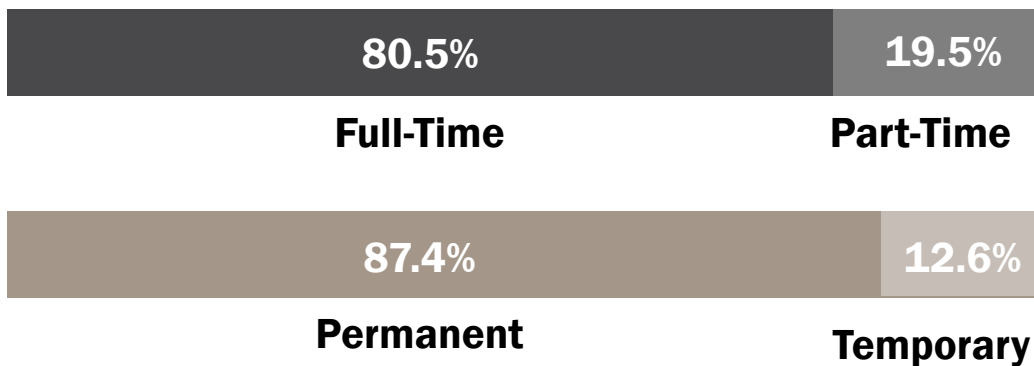
Total Job Postings, Kalamazoo County



Source: Burning Glass, 2021

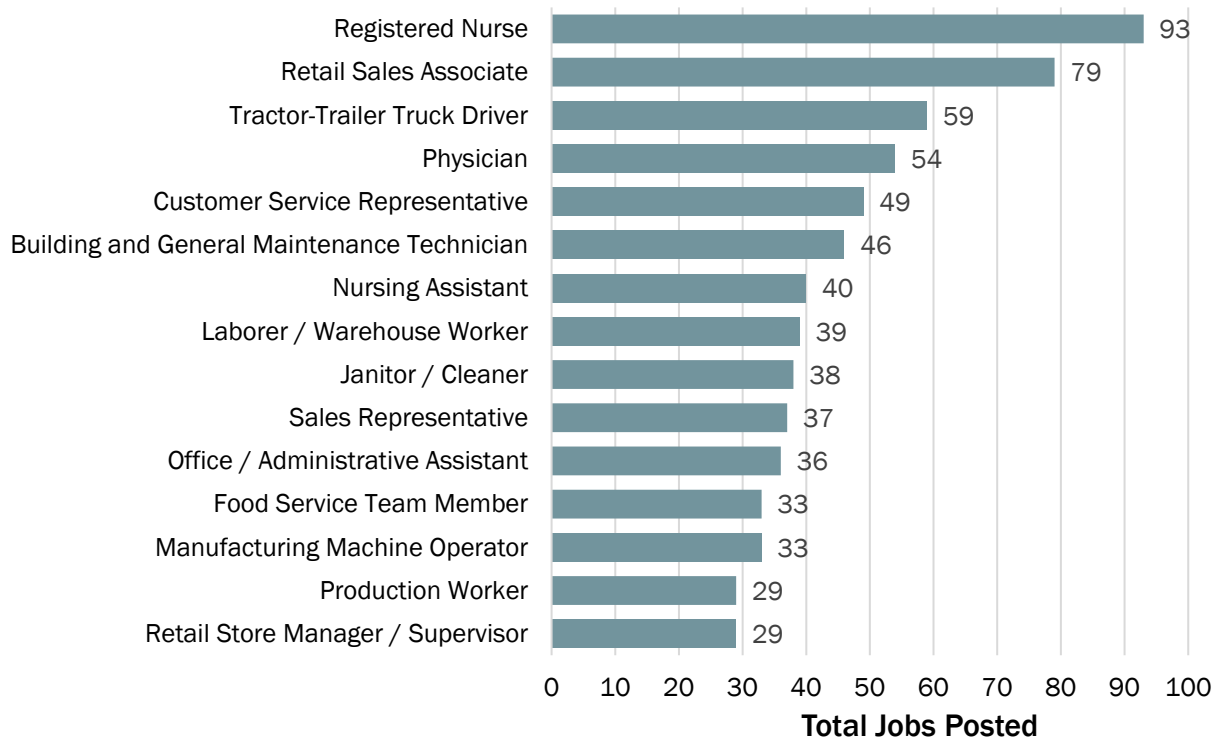
The number of job postings in Kalamazoo County, which demonstrate demand for labor, increased by 2.8% between December 2020 and January 2021 from 2,028 postings to 2,085 postings. The majority of postings in Kalamazoo County, as reported through Burning Glass, were full-time and permanent positions.

Type of Job Posting January 2021 Kalamazoo County



Source: Burning Glass, 2021

Job Postings for Top Occupations, January 2021 Kalamazoo County



Source: Burning Glass, 2021

The top job occupations with job postings were for registered nurses, retail sales associates, and tractor-trailer truck drivers. Nearly half of job postings, 43.3%, required at a minimum a high school diploma or vocational training. This an increase of 2.8 percentage points in the proportion of job postings requiring at a minimum a high school diploma or vocational training from December 2020. The proportion of jobs requiring an Associate's degree decreased by 1.0 percentage point and the proportion of jobs requiring a Bachelor's degree or higher decreased by 1.8 percentage points from December 2020.

43.3% of job postings required a high school diploma or vocational training

12.2% of job postings required an associate's degree

44.5% of job postings required a bachelor's degree or higher

Source: Burning Glass, 2021

About the Upjohn Institute

The W.E. Upjohn Unemployment Trustee Corporation was incorporated on October 24, 1932, as a Michigan 501(c)(3) nonprofit corporation, and is doing business as the W.E. Upjohn Institute for Employment Research. The W.E. Upjohn Institute for Employment Research has been conducting economic research and consultation for 75 years, since its founding in 1945.

The Upjohn Institute is governed by a Board of Trustees, which employs a President who is responsible for the overall operation of the Institute. The President of the Upjohn Institute is Dr. Michael Horrigan.

The Upjohn Institute currently employs 104 individuals. Upjohn's research and consultation program is conducted by a resident staff of professional social scientists, 12 of whom are PhD-level economists (senior staff). Senior staff is supported by a staff of research analysts and additional support staff. Upjohn also administers the federal and state employment programs for its four-county area through the local Workforce Investment Board. Upjohn also publishes books on economic development, workforce development, and other employment-related topics.

The PhD-level economists have more than 175 years of collective experience, conducting research on a broad variety of economic and employment topics. Their experience includes, but is not limited to, employment program evaluation, labor market dynamics, labor-management relations, employment and training programs, economic and workforce development, income replacement policy, worker adjustment, the role of education in labor markets, employment and compensation, disability, international comparison of labor adjustment policies, site selection experience, and state, regional, and local economic analysis.

About the Regional Team

The Upjohn Institute also has a Regional Economic Planning Services team of specialists who provide economic insights and analysis regionally and statewide in Michigan, in other individual states, and nationally. The team has experience in:

- Economic impact analysis
- Fiscal/cost-benefit impact analysis
- Labor market analysis
- Facilitating and conducting effective one-on-one interviews, focus groups, workshops, and charrette sessions in a diverse array of environments
- Economic and workforce development and education strategies
- GIS mapping abilities
- Rural and urban land use and economic development planning services
- Regional data analysis

Report Contributors

Jim Robey

Director, Regional Economic Planning Services

Kathleen Bolter

Regional Research Analyst

Gerrit Anderson

Mapping and Visualization Specialist

Emily Boyle

Editor

For More Information

For questions or information about this report, contact Jim Robey, Director of Regional Economic Planning Services, 269-365-0450, or jrobey@upjohn.org.

For definitions and descriptions of methodology and variables used in the report, please access our data dictionary at: http://www.upjohn.org/Business_Outlook/Data_Dictionary/.