



Regional Economic Trends for Branch County



APRIL 2021



BRANCH COUNTY

The Trend: Branch County continues to show some growth, with an increase of over 800 jobs from Q2 2020 to Q3 2020. However, between December 2020 to January 2021, the unemployment rate increased by 1.4 percentage points. It is possible that this is because individuals are once again looking for employment. An increasing labor force participation rate suggests this may be the case, while an increasing employment-to-population ratio suggests that people are finding employment. Job postings were lower in January 2021 than December 2020, with slightly fewer postings in Manufacturing and Retail Trade.

COUNTY UPDATE



The labor force participation rate was 56.1% in January 2021. This is a 3.0 percentage point increase from last month.



The employment-to-population ratio was 52.7% in January 2021. This is a 2.0 percentage point increase from last month.



The unemployment rate was 6.0% in January 2021. This is a 1.4 percentage point increase from last month.



The total labor force increased by 1,019 people from December 2020 to January 2021. The total increase in employed people was 707, and the total number of unemployed people increased by 312.



Total employment increased by 8.1% from Q2 2020 to Q3 2020.

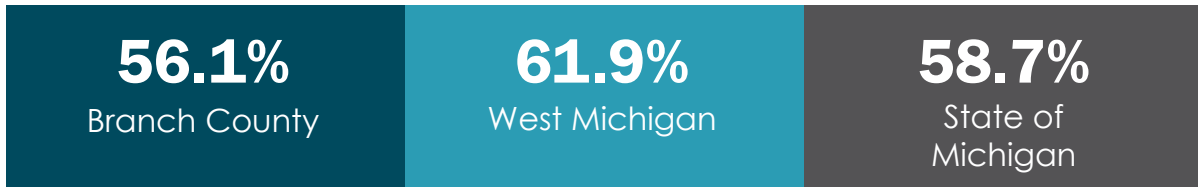


There were 211 job postings in January 2021. This is a 19.8% decrease from last month.

KEY ECONOMIC INDICATORS

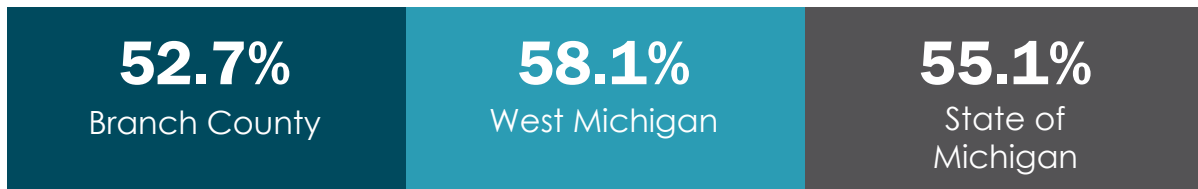
January 2021

Labor Force Participation Rate



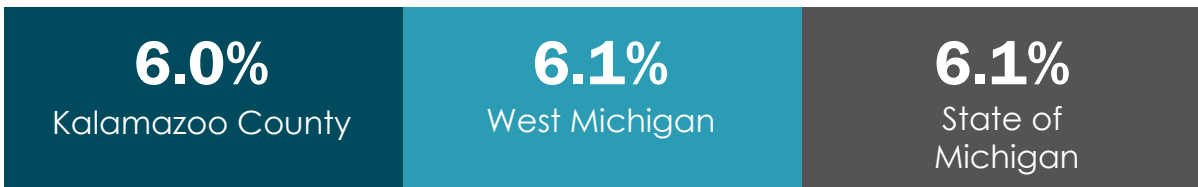
The labor force participation rate, which measures the economy's active workforce, was 56.1% in Branch County in January 2021. This was lower than west Michigan* by 5.8 percentage points, and lower than the State of Michigan by 2.6 percentage points.

Employment-to-Population Ratio



The employment-to-population ratio, which measures the proportion of the population that is employed, was 52.7% in Branch County in January 2021. This was 5.4 percentage points below west Michigan and also below the State of Michigan with a ratio 2.4 percentage points lower.

Unemployment Rate

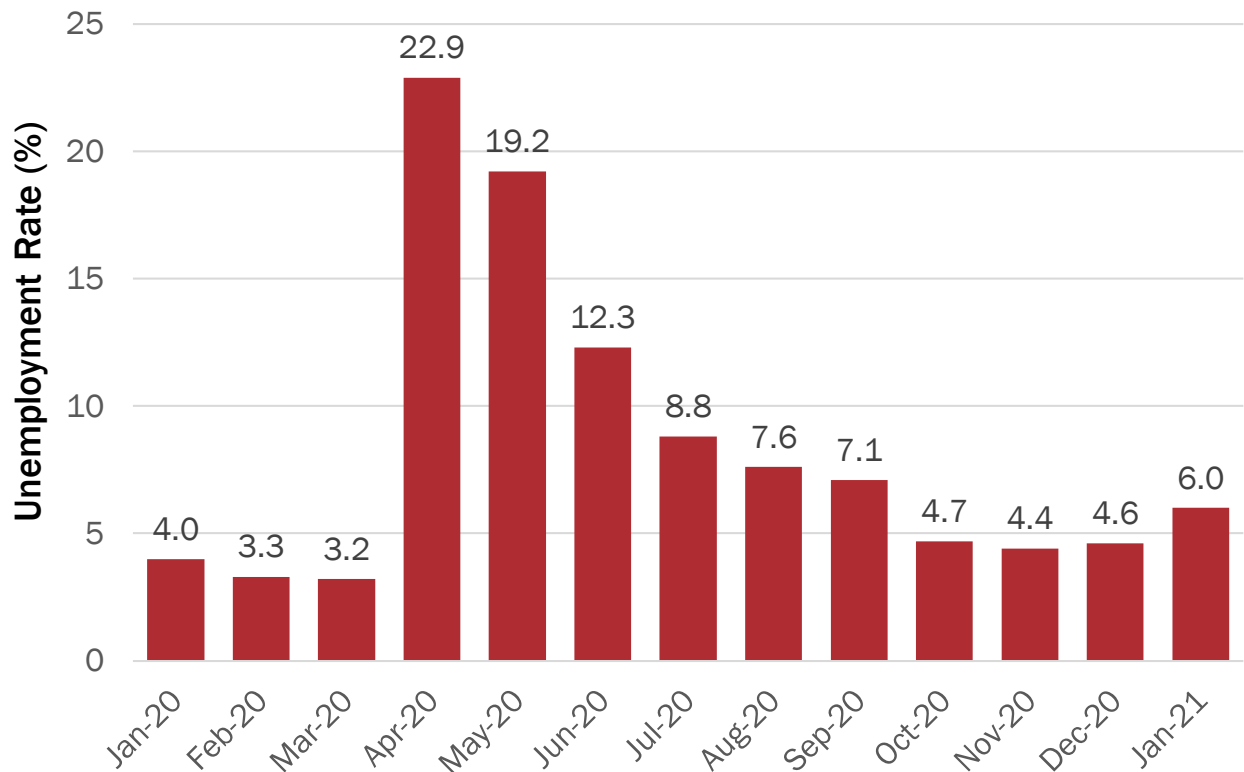


The unemployment rate, which measures the percent of the workforce that is actively looking for work, was 6.0% in Branch County in January 2021. This was 0.1 percentage points lower than west Michigan and 0.1 percentage points lower than the state of Michigan.

BLS Local Area Unemployment Statistics (LAUS) & Upjohn Institute, 2021

***"West Michigan" includes Allegan, Barry, Berrien, Branch, Calhoun, Cass, Ionia, Kalamazoo, Kent, Montcalm, Muskegon, Ottawa, St. Joseph, and Van Buren Counties.**

Unemployment Rate Branch County (not seasonally adjusted)



BLS Local Area Unemployment Statistics & Upjohn Institute, 2021

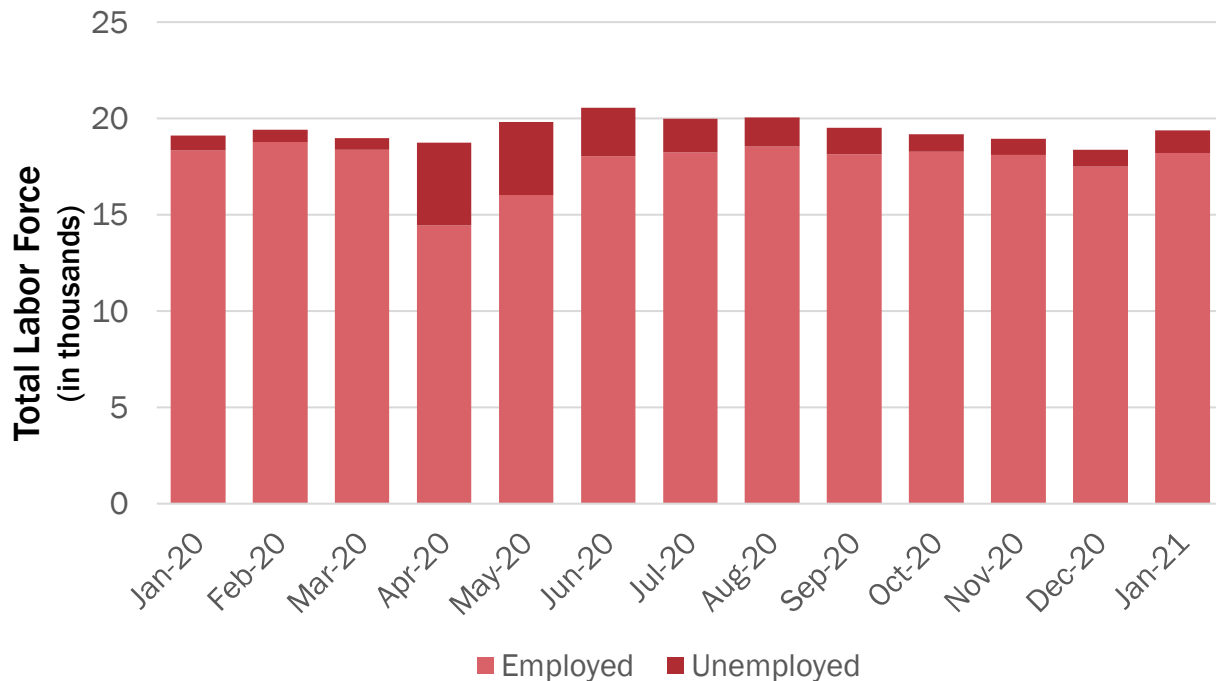
Since December 2020, the unemployment rate in Branch County increased by 1.4 percentage points to 6.0 percent in January 2021. The unemployment rate is 2.0 percentage points higher than it was at the same time last year.

In January, there were **5.5 job seekers** for every **1 job posting*** in Branch County.

Burning Glass Technologies, BLS Local Area Unemployment Statistics (LAUS), & Upjohn Institute, 2021

*Burning Glass Technologies data capture only jobs that are posted online and in more traditional employment relationships. Singular job postings for multiple positions may not be fully counted.

Total Labor Force Branch County (not seasonally adjusted)



BLS Local Area Unemployment Statistics (LAUS) & Upjohn Institute, 2021

The total labor force in Branch County in January 2021 stood at 19,384 an increase of 1,019 people from December 2020. The total labor force in Branch County increased by 1.5% since January 2020, when it stood at 19,104. This indicates an increase in the available labor for firms in the area.

Labor Force by the Numbers Q2 2020 Branch County

- 19.5%** Percent of workers 25 and older with a bachelor's degree or advanced degree
- 35.1%** Percent of workers 25 and older with an associate degree or some college
- 33.7%** Percent of workers age 25 to 54 with a high school diploma or equivalent

Quarterly Workforce Indicators, 2020

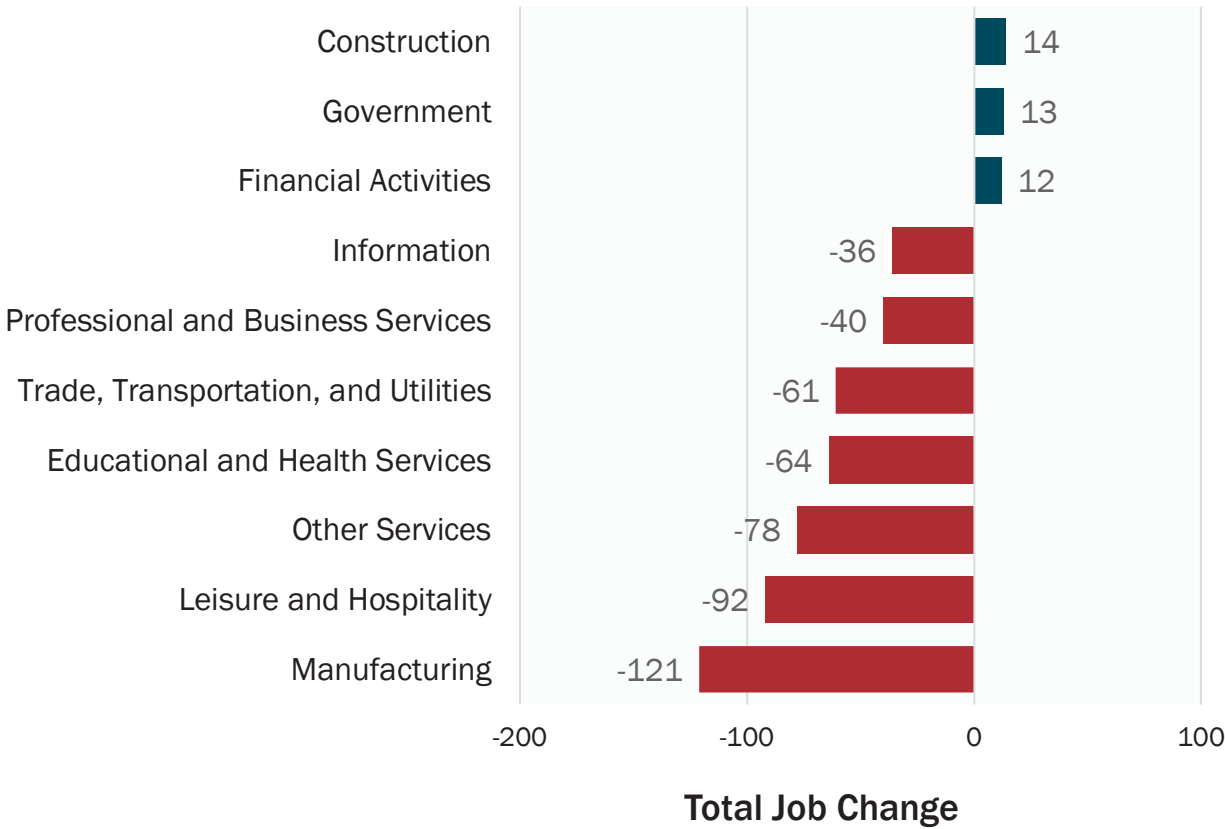
Employment by Industry Branch County (not seasonally adjusted)

Measure	Q3 2020	Q2 2020	% Change Q2 to Q3	Q3 2019	% Change Q3 to Q3
Employment (by place of work)					
Total Private Sector Employment	11,097	10,268	8.1%	11,554	-4.0%
Goods-producing	3,578	3,326	7.6%	3,668	-2.5%
Natural Resources & Mining	326	333	-2.2%	309	5.5%
Construction	468	378	23.8%	454	3.1%
Manufacturing	2,785	2,615	6.5%	2,906	-4.2%
Private Service-Providing	7,519	6,942	8.3%	7,886	-4.6%
Trade, Transportation, and Utilities	3,566	3,470	2.8%	3,627	-1.7%
Information	87	105	-17.1%	123	-29.5%
Financial Activities	592	587	0.9%	580	2.1%
Professional and Business Services	494	409	20.8%	534	-7.4%
Educational and Health Services	871	813	7.1%	935	-6.9%
Leisure and Hospitality	1,643	1,337	22.9%	1,735	-5.3%
Other Services	249	203	22.3%	327	-24.0%
Unclassified	17	18	-1.9%	23	-24.6%
Government*	96	89	7.5%	83	16.1%

Source: Quarterly Census of Employment and Wages & Upjohn Institute, 2021

*Includes only federal government employment.

Employment Change Q3 2019 to Q3 2020 Branch County (not seasonally adjusted)



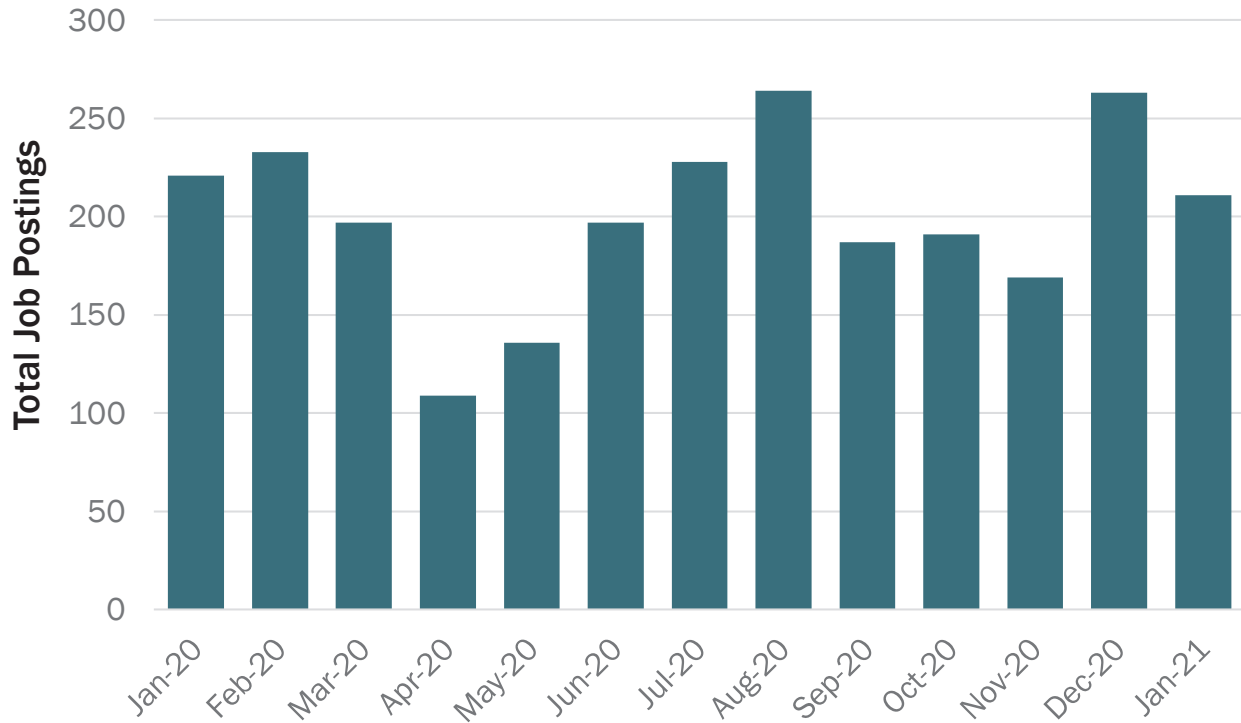
Source: Quarterly Census of Employment and Wages & Upjohn Institute, 2020

The most recent data shows the greatest decrease in employment in Branch County from Q3 2019 to Q3 2020 was in Manufacturing, which declined by 121 jobs or 4.2%. The greatest increase in employment from Q3 2019 to Q3 2020 was in Construction which grew by 14 jobs, or 3.1%.

The average weekly wage for nonfarm jobs in Q3 2020 in Branch County was \$846.

Source: Quarterly Census of Employment and Wages, 2021

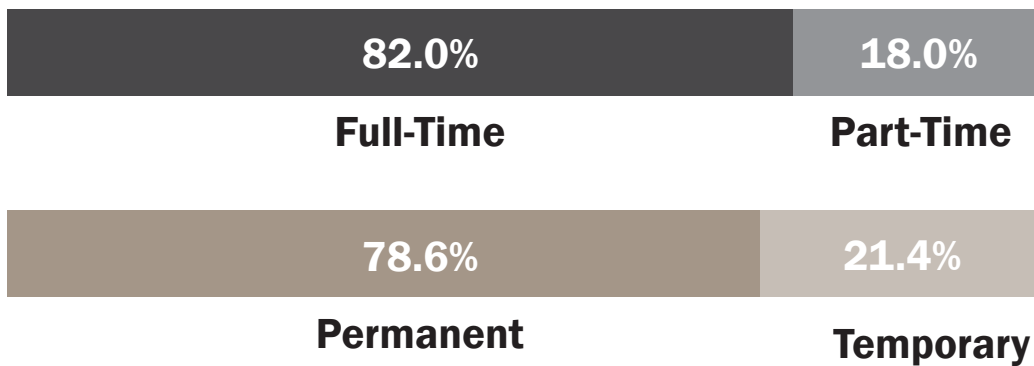
Total Job Postings, Branch County



Source: Burning Glass, 2021

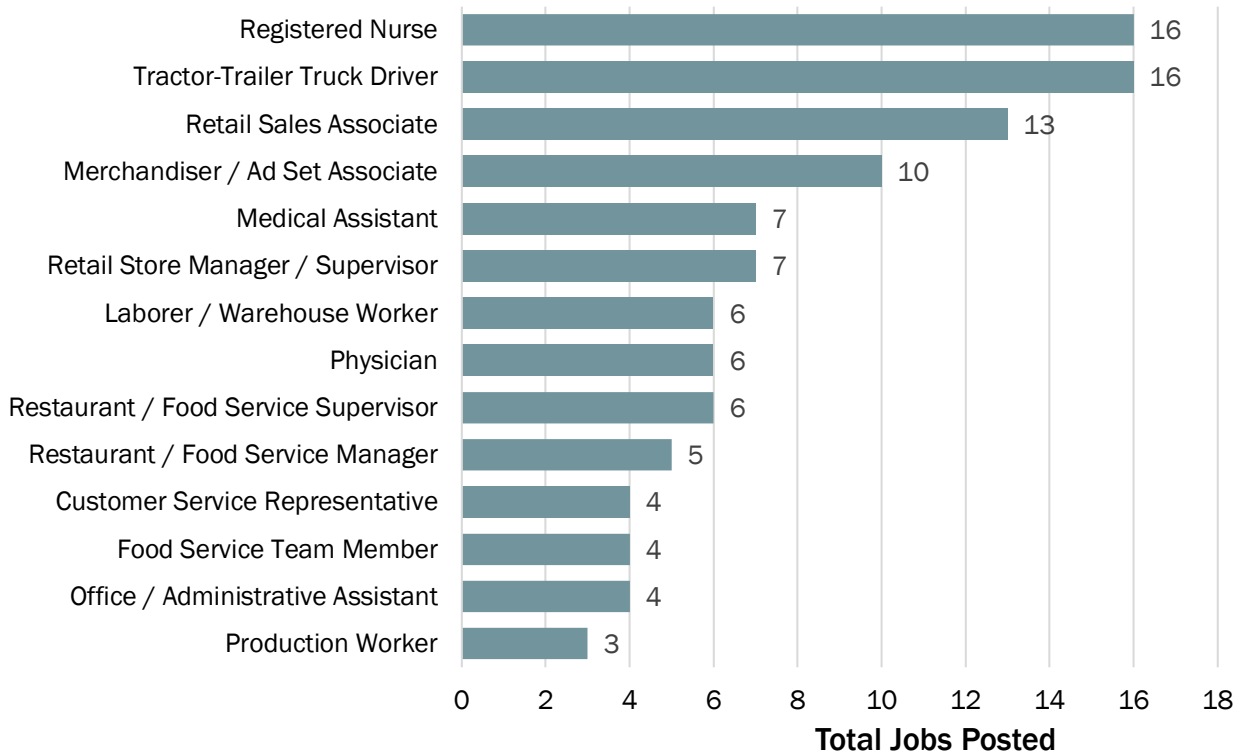
The number of job postings in Branch County, which demonstrate demand for labor, decreased by 19.8% between December 2020 and January 2021 from 263 postings to 211 postings. The majority of postings in Branch County, as reported through Burning Glass, were full-time and permanent positions.

Type of Job Posting January 2021 Branch County



Source: Burning Glass, 2021

Job Postings for Top Occupations, January 2021 Branch County



Source: Burning Glass, 2021

The top job occupations with job postings were for registered nurses, tractor-trailer truck drivers, and retail sales associates. The majority of job postings, 59.4%, required at a minimum a high school diploma or vocational training. This a decrease of 3.5 percentage point in the proportion of job postings requiring at a minimum a high school diploma or vocational training from December 2020. The proportion of jobs requiring an associate degree increased by 6.1 percentage points and the proportion of jobs requiring a bachelor’s degree or higher decreased by 2.6 percentage points from December 2020.

59.4% of job postings required a high school diploma or vocational training in January 2021.

19.5% of job postings required an associate degree in January 2021.

21.1% of job postings required a bachelor’s degree or higher in January 2021.

Source: Burning Glass, 2021

About the Upjohn Institute

The W.E. Upjohn Unemployment Trustee Corporation was incorporated on October 24, 1932, as a Michigan 501(c)(3) nonprofit corporation, and is doing business as the W.E. Upjohn Institute for Employment Research. The W.E. Upjohn Institute for Employment Research has been conducting economic research and consultation for 75 years, since its founding in 1945.

The Upjohn Institute is governed by a Board of Trustees, which employs a President who is responsible for the overall operation of the Institute. The President of the Upjohn Institute is Dr. Michael Horrigan.

The Upjohn Institute currently employs 104 individuals. Upjohn's research and consultation program is conducted by a resident staff of professional social scientists, 12 of whom are PhD-level economists (senior staff). Senior staff is supported by a staff of research analysts and additional support staff. Upjohn also administers the federal and state employment programs for its four-county area through the local Workforce Investment Board. Upjohn also publishes books on economic development, workforce development, and other employment-related topics.

The PhD-level economists have more than 175 years of collective experience, conducting research on a broad variety of economic and employment topics. Their experience includes, but is not limited to, employment program evaluation, labor market dynamics, labor-management relations, employment and training programs, economic and workforce development, income replacement policy, worker adjustment, the role of education in labor markets, employment and compensation, disability, international comparison of labor adjustment policies, site selection experience, and state, regional, and local economic analysis.

About the Regional Team

The Upjohn Institute also has a Regional Economic Planning Services team of specialists who provide economic insights and analysis regionally and statewide in Michigan, in other individual states, and nationally. The team has experience in:

- Economic impact analysis
- Fiscal/cost-benefit impact analysis
- Labor market analysis
- Facilitating and conducting effective one-on-one interviews, focus groups, workshops, and charrette sessions in a diverse array of environments
- Economic and workforce development and education strategies
- GIS mapping abilities
- Rural and urban land use and economic development planning services
- Regional data analysis

Report Contributors

Jim Robey

Director, Regional Economic Planning Services

Kathleen Bolter

Regional Research Analyst

Gerrit Anderson

Mapping and Visualization Specialist

Emily Boyle

Editor

For More Information

For questions or information about this report, contact Jim Robey, Director of Regional Economic Planning Services, 269-365-0450, or jrobey@upjohn.org.

For definitions and descriptions of methodology and variables used in the report, please access our data dictionary at: http://www.upjohn.org/Business_Outlook/Data_Dictionary/.